



IMPORTANT INFORMATION REGARDING THE SELECTION OF YOUR MOTORHOME

When buying a motorhome, camper van or urban vehicle (hereafter: motorhome), it is particularly important to choose the right layout and an appealing design. In addition, weight also plays an essential role. Family, friends, optional equipment, accessories and baggage – space must be available for all of these. At the same time, there are legal and technical limits to the configuration and load. Every motorhome is designed for a certain weight, which may not be exceeded during driving. For motorhome buyers, this raises the question: How should I configure my vehicle to accommodate passengers, baggage and accessories according to my needs without the vehicle exceeding this maximum weight? In order to make this decision easier for you, we provide you below with a few tips that are particularly important when selecting your vehicle from our portfolio:

1. THE TECHNICALLY PERMISSIBLE MAXIMUM LADEN MASS...

... is a value set by the manufacturer which the vehicle may not exceed. Carado specifies a layout-related upper limit for the vehicle, which can vary from layout to layout (e.g. 3,500 kg, 4,400 kg). You can find the corresponding specification for each layout in the technical data.

TYPE / MODEL	CV540 PRO	CV600 PRO
PERMITTED NUMBER OF SEATS (INCLUDING DRIVER)*		
BERTHS	/ + OPT	/ + OPT
Length / Width / Height (cm)	541 / 205 / 273	599 / 205 / 273
Headroom in living area (cm)	190	190
Standard chassis	Fiat Ducato	Fiat Ducato
Standard engine	2.2 Multijet	2.2 Multijet
kW (BHP)	103 (140)	103 (140)
Mass in running order (kg)*	2760 (2622 to 2898)*	2866 (2723 to 3009)*
Manufacturer-specified mass for optional equipment (kg)*	411	305
Technically permissible maximum laden mass (kg) *	3500	3500

2. THE MASS IN RUNNING ORDER...

... consists – to put it simply – of the basic vehicle with standard equipment plus a standard weight of 75 kg for the driver. It is legally permissible and possible for the mass in running order of your vehicle to deviate from the nominal value stated in the sales documents. The permissible tolerance is $\pm 5\%$. The permissible range in kilograms is given in brackets after the mass in running order. In order to provide you with full transparency regarding possible weight deviations, Carado weighs each vehicle at the end of the line and informs your trade partner of your vehicle's weighing result for forwarding to you.

Detailed explanations on the subject of mass in running order can be found in the “Legal Information” section.

3. THE PERMITTED NUMBER OF SEATS (INCLUDING DRIVER)...

... is determined by the manufacturer in what is referred to as the type-approval procedure. This results in what is referred to as the mass of the passengers. For this, a standard weight of 75 kg per passenger (without driver) is calculated. Detailed explanations on the subject of mass of the passengers can be found in the “Legal Information” section.

TYPE / MODEL	CV540 PRO	CV600 PRO
PERMITTED NUMBER OF SEATS (INCLUDING DRIVER)*		
BERTHS	/ + OPT	/ + OPT
Length / Width / Height (cm)	541 / 205 / 273	599 / 205 / 273
Headroom in living area (cm)	190	190
Standard chassis	Fiat Ducato	Fiat Ducato
Standard engine	2.2 Multijet	2.2 Multijet
kW (BHP)	103 (140)	103 (140)
Mass in running order (kg)*	2760 (2622 to 2898)*	2866 (2723 to 3009)*
Manufacturer-specified mass for optional equipment (kg)*	411	305
Technically permissible maximum laden mass (kg) *	3500	3500

4. THE MANUFACTURER-SPECIFIED MASS FOR OPTIONAL EQUIPMENT...

... is a value set by Carado per layout for the maximum mass of optional equipment that can be ordered. This limit is intended to ensure that the minimum pay-mass, i.e. the legally prescribed free mass for baggage and retrofitted accessories, is actually available for the vehicle load capacity of the vehicles delivered by Carado. If, in exceptional cases, the weighing at the end of the line nevertheless shows that the actual load capacity falls short of the minimum pay-mass due to a permissible weight deviation, we will check together with your trade partner and you whether we should, for example, increase the load capacity of the vehicle, reduce the number of seats or remove optional equipment before delivering the vehicle.

Detailed explanations on the subject of the effects of the tolerances on the minimum pay-mass and the payload can be found in the “Legal Information” section.

OPTIONAL EXTRAS



CONVERSION

Insulated waste water tank

ADDITIONAL WEIGHT*

5 kg

BASIC PACK + 32.4 kg*

Roof light over lounge area 70 x 50 cm

Shower equipment (extendable shower)

Window in bathroom

5. THE ADDITIONAL WEIGHT OF OPTIONAL EQUIPMENT AND PACKAGES...

... increases the actual mass of the vehicle (= mass in running order plus selected optional equipment) and reduces the pay-mass. The specified value shows the additional weight compared to the standard equipment of the respective layout. The total weight of the selected packages and optional equipment must not exceed the manufacturer-specified mass for optional equipment.

CAMPER VAN MODEL OVERVIEW

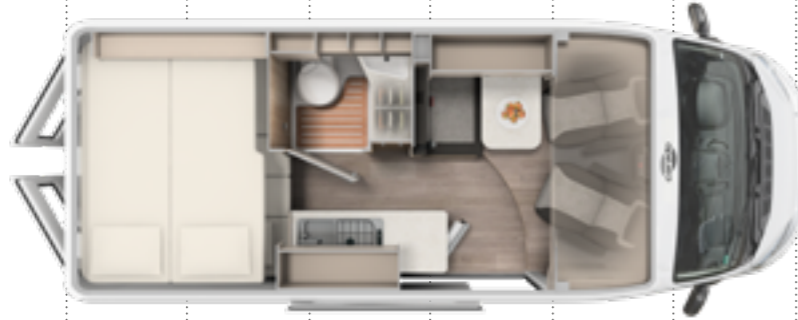
CV540 PRO



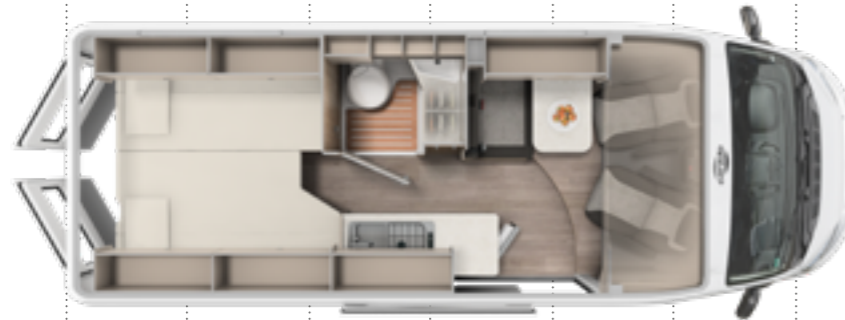
CV600 PRO



CV601 PRO



CV640 PRO



4 0 1 2 3 4 5 6 7m

TYPE / MODEL	CV540 PRO	CV600 PRO	CV601 PRO	CV640 PRO
PERMITTED NUMBER OF SEATS (INCLUDING DRIVER)*	4	4	4	4
BERTHS	4 / + 2 OPT	4 / + 2 OPT	4 / + 2 OPT	4 / + 2 OPT
Length / Width / Height (cm)	541 / 205 / 273	599 / 205 / 273	599 / 205 / 273	636 / 205 / 273
Headroom in living area (cm)	190	190	190	190
Standard chassis	Fiat Ducato	Fiat Ducato	Fiat Ducato	Fiat Ducato
Standard engine	2.2 Multijet	2.2 Multijet	2.2 Multijet	2.2 Multijet
kW (BHP)	103 (140)	103 (140)	103 (140)	103 (140)
Mass in running order (kg)*	2802 (2662 to 2942)*	2858 (2715 to 3001)*	2898 (2753 to 3043)*	2946 (2799 to 3093)*
Manufacturer-specified mass for optional equipment (kg)*	353	295	277	200
Technically permissible maximum laden mass (kg) *	3500	3500	3500	3500
Trailer load braked (unbraked) (kg)	2500 (750)	2500 (750)	2500 (750)	2500 (750)
Tyre size	225/75 R 16 CP	225/75 R 16 CP	225/75 R 16 CP	225/75 R 16 CP
Wheelbase (cm)	345	404	404	404
Bed dimension middle L x B (cm)	185 x 87 - 63 OPT	185 x 105 - 88 OPT	185 x 105 - 88 OPT	185 x 105 - 88 OPT
Bed dimension rear L x B (cm)	195 x 133 - 130	197 x 157 - 150	185 x 157 - 150 187 x 130	192 x 108 - 73 184 x 86
Refrigerator volume incl. freezer (l)	84	84	84	84
Heating type	Combi 4 Gas	Combi 4 Gas	Combi 4 Diesel	Combi 4 Gas
Fresh water tank capacity total / at driving filling (l)	100 / 20 ¹⁾	100 / 20 ¹⁾	100 / 20 ¹⁾	100 / 20 ¹⁾
Waste water tank (l)	90	90	90	90
Sockets 230 V	3	3	3	3
Sockets: USB	2	2	2	2
Gas bottle storage (filling weight in kg)	2x 11	2x 11	2x 5	2x 11

OPT Optional ● Standard equipment — Not possible ▲ Not known at the time of publication

* INFO

The specified mass in running order is a default value defined in the type-approval procedure. Due to manufacturing tolerances, the actual weighed mass in running order may deviate from the value stated above. Deviations of up to ± 5 % of the mass in running order are legally permissible and possible. The permissible range in kilograms is given in brackets after the mass in running order. The manufacturer-specified mass for optional equipment is a calculated value for each type and layout that Carado uses to determine the maximum weight available for factory-fitted optional equipment. The limitation of optional equipment is intended to ensure that the minimum pay-mass, i.e. the legally prescribed free mass for baggage and retrofitted accessories, is actually available for the vehicle load capacity of the vehicles delivered by Carado. The real weight of your vehicle ex works can only be determined when it is weighed at the

end of the line. If, in exceptional cases, the weighing shows that the actual load capacity falls below the minimum pay-mass despite limiting the optional equipment due to a permissible weight deviation, we will check together with your trade partner and you whether we should, for example, increase the load capacity of the vehicle, reduce the number of seats or remove optional equipment before delivering the vehicle. The technically permissible maximum laden mass of the vehicle and the technically permissible maximum mass on the axle must not be exceeded. Detailed information & explanations on the subject of weight and the configuration of the vehicle can be found in the section Legal information. For a more detailed description of all mandatory technical dependencies, please refer to the explanations on the footnotes.

Configure
your dream
vehicle



CAMPER VAN STANDARD EQUIPMENT



HIGHLIGHTS PRO PACKAGE

- Fiat Ducato 3.500 kg - 2.2 Multijet - 103 kW / 140 BHP Euro 6 - 6-speed manual gearbox ²⁾
- Bumper painted in White ³⁾
- 16" alloy wheels
- Folding Cab Blinds
- 90 l fuel tank
- Multifunction steering wheel
- Awning
- pro decals
- Basic Pack
- Style Pack



CHASSIS / BASE VEHICLE

- Electric and heated mirrors
- LED daytime running lights
- Cruise control
- ESP incl. ASR & Hillholder
- ESC Setup
- ABS
- Start & Stop function incl. booster
- Driver airbag
- Passenger airbag
- Manual cab air conditioning
- Electric operated cab windows and central locking
- Fix & Go breakdown kit
- On-board computer incl. exterior temperature display
- Central cup holder
- Disc brakes, rear and front wheel stabilisers, heat convection, tachometer, power steering, height-adjustable headlights, immobiliser, lap and diagonal seat belts
- Driver and passenger seats in matching colours
- Captain chairs with covers
- Height and tilt adjustable driver and front passenger seats
- Swiveling driver and passenger seats



EXTERIOR SETUP

- 7-year water ingress warranty ⁴⁾
- Double glazed hinged windows with cassette blinds and fly screens (siting area, kitchen)
- Rear hinged window (incl. blackout blind and flyscreen)
- Both rear doors with hinged window (incl. roller blind)
- Roof light 40 x 40 cm over lounging area with fly screen and blinds
- Roof light 40 x 40 cm over bedroom with fly screen and blinds
- Rear storage space with 4 integrated lashing rings



COMFORT

- Isofix for 2 seats
- Bulkhead incl. step for rear double bed
- Flyscreen door
- Pedestal in lounging area with integrated storage compartment
- Half dinette with integrated storage compartment
- Rear bed with partly slatted frame
- High quality mattresses with integrated GOODSITE for better sleeping comfort
- Ergonomically shaped upholstery for improved seating comfort
- Easy to position spotlight in light bar (except CV601)
- Spacious storage compartments and storage options
- Storage space in rear and sliding doors
- Spacious wardrobe (except CV540)
- Furniture in Visby Oak and Sand grey
- Floor Calais
- Folding Cab Blinds



INSTALLATIONS

- Flexible light strip
- Illuminated pedestal in lounging area
- Individually adjustable LED spotlights
- High-performance, maintenance-free leisure battery (95 Ah AGM)
- On-board control panel supplies information about filling levels and battery capacity
- Electric charger for leisure and vehicle battery 12 V / 18 A
- CEE 230 V external socket with safety device
- Sockets 3 x 230V, 1 x USB (double)
- Fresh water tank capacity total 100 l, waste water tank 90 l



HEATING / GAS SUPPLY

- Gas bottle locker for 2 x 11 kg gas bottles (except CV601 with 2 x 5 kg bottles)
- Gas heating Combi 4
- Diesel heating Combi 4
- Gas control valves easily accessible and centrally arranged



EQUIPEMENT KITCHEN

- Ergonomically arranged kitchen with spacious work top
- Large soft-close drawers in kitchen
- 2 Burner gas cooker with electric ignition and glass cover
- Worktop behind cooker (except CV540)
- Compressor fridge 84 l
- LED light tube
- Suspension bar (except CV540)



BATHROOM EQUIPMENT

- Fixed washbasin
- Spacious storage area
- Cassette toilet C 223
- Flush fitting LED spotlights
- Roof light with fly screen



EXTERIOR COLOUR

- Fiat white



PAINTED BUMPER

- Bumper painted in White ³⁾



PACKS

- Basic Pack
- Style Pack
- pro Pack

CAMPER VAN PACKS

BASIC PACK + 32.4 kg*

Roof light over lounge area 70 x 50 cm

Shower equipment (extendable shower head, shower curtain, guide rail and shower holder)

Window in bathroom

Clothes rail in bathroom

Wide entrance step

Rotating plate for table extension in seating area

Pre-cabling for reversing camera

STYLE PACK + 0 kg*

Leather steering wheel and gear knob in leather trim

Instrument panel with applications (Techno-Trim)

Gloss black radiator grill with chrome strips

Black glossy skid plate

LED Daytime running lights

Headlights with black frame

STYLE+ PACK + 0 kg*


Leather steering wheel and gear knob in leather trim

Instrument panel with applications (Techno-Trim)

Gloss black radiator grill with chrome strips

Black glossy skid plate

Fully LED headlights including indicators and LED daytime running lights.



* INFO

The factory installation of optional equipment increases the actual mass of the vehicle and reduces the pay-mass. The additional weight indicated for packages and optional equipment shows the additional weight compared to the standard equipment of the respective model or layout. The total weight of the selected optional equipment must not exceed the manufacturer-specified mass for optional equipment

shown in the model overviews. This is a calculated value for each type and layout that Carado uses to determine the maximum weight available for factory-fitted optional equipment. Detailed information and explanations on the subject of weight can be found in the Legal information section.

PRO PACK ^Δ

Basic Pack

Style Package

Fiat Ducato 3.500 kg - 2.2 Multijet - 103 kW / 140 BHP Euro 6 - 6-speed manual gearbox

Bumper painted in White

16" alloy wheels

Multifunction steering wheel

90 l fuel tank

Folding Cab Blinds

Awning

pro decals

CHASSIS SAFETY PACK + 0.5 kg*

Brake assistant with pedestrian and cyclist detection

Lane Assist

Rain and light sensor

Traffic sign and high beam detection

CHASSIS COMFORT PACK -6.3 kg*

Electrically folding door mirrors

Parking sensors

Blind spot assistant

Fog lights

Electric parking brake



* INFO

The factory installation of optional equipment increases the actual mass of the vehicle and reduces the pay-mass. The additional weight indicated for packages and optional equipment shows the additional weight compared to the standard equipment of the respective model or layout. The total weight of the selected optional equipment must not exceed the manufacturer-specified mass for optional equipment

shown in the model overviews. This is a calculated value for each type and layout that Carado uses to determine the maximum weight available for factory-fitted optional equipment. Detailed information and explanations on the subject of weight can be found in the Legal information section.

^Δ Not known at the time of publication

CAMPER VAN

OPTIONAL EQUIPMENT

OPTIONAL EXTRAS ADDITIONAL WEIGHT*



CHASSIS / BASE VEHICLE

Fiat Ducato 3.500 kg 2.2 Multijet - 103 kW / 140 BHP Euro 6 - 9-speed automatic gearbox	55 kg
Traction+ incl. Hill Descent Control	0.5 kg
Spare wheel incl. holder and car jack instead of Fix & Go Kit	25 kg
Digital instrument cluster (only in conjunction with multifunction steering wheel)	0.3 kg
Automatic air conditioning incl. mobile phone charger (inductive)	0 kg
Towbar (removable) ^{5) 6)}	30 kg
Tyre pressure indicator	0.8 kg
Headlights with black frame	0 kg

OPTIONAL EXTRAS ADDITIONAL WEIGHT*



EXTERIOR SETUP

Black pop-top roof	152 kg
Insulated and heated waste water tank	10.5 kg
Insulated waste water tank	8 kg
Bike rack for 2 bikes (black)	10.5 kg
Framed windows	5 kg

OPTIONAL EXTRAS ADDITIONAL WEIGHT*



COMFORT

Bed conversion for lounging area (transversal guest bed)	5 kg
Wooden duckboard for the shower tray	2 kg



* INFO

The factory installation of optional equipment increases the actual mass of the vehicle and reduces the pay-mass. The additional weight indicated for packages and optional equipment shows the additional weight compared to the standard equipment of the respective model or layout. The total weight of the selected optional equipment must not exceed the manufacturer-specified mass for optional equipment

shown in the model overviews. This is a calculated value for each type and layout that Carado uses to determine the maximum weight available for factory-fitted optional equipment. Detailed information and explanations on the subject of weight can be found in the Legal information section.

CV540 PRO CV600 PRO CV601 PRO CV640 PRO

●	○	○	○
○	○	○	○
○	○	○	○
○	○	○	○
○	○	○	○
○	○	○	○
□	□	□	□

CV540 PRO CV600 PRO CV601 PRO CV640 PRO

○	○	—	○
○	○	○	○
○	○	○	○
○	○	○	○
○	○	○	○

CV540 PRO CV600 PRO CV601 PRO CV640 PRO

○	○	○	○
○	○	○	○



* INFO

The factory installation of optional equipment increases the actual mass of the vehicle and reduces the pay-mass. The additional weight indicated for packages and optional equipment shows the additional weight compared to the standard equipment of the respective model or layout. The total weight of the selected optional equipment must not exceed the manufacturer-specified mass for optional equipment

shown in the model overviews. This is a calculated value for each type and layout that Carado uses to determine the maximum weight available for factory-fitted optional equipment. Detailed information and explanations on the subject of weight can be found in the Legal information section.

OPTIONAL EXTRAS ADDITIONAL WEIGHT*



INSTALLATIONS

Second AGM leisure battery 95 Ah	27 kg
Heating Combi 6 E (with el. heating element) incl. digital control panel	2 kg
Diesel heating Combi 4	1.1 kg
Pre-cabling for solar panel	2 kg
TV pre-cabling / TV holder	3 kg
USB-port in the light rail	0 kg

OPTIONAL EXTRAS ADDITIONAL WEIGHT*



SOFT FURNISHING

Living world in White	0 kg
-----------------------	------

OPTIONAL EXTRAS ADDITIONAL WEIGHT*



EXTERIOR COLOUR

Artense Grey metallic ⁷⁾	2.5 kg
Fer Grey metallic ⁷⁾	2.5 kg
Black metallic ⁷⁾	2.5 kg
Exterior colour "Campovolo" ⁷⁾	2.5 kg



* INFO

The factory installation of optional equipment increases the actual mass of the vehicle and reduces the pay-mass. The additional weight indicated for packages and optional equipment shows the additional weight compared to the standard equipment of the respective model or layout. The total weight of the selected optional equipment must not exceed the manufacturer-specified mass for optional equipment

shown in the model overviews. This is a calculated value for each type and layout that Carado uses to determine the maximum weight available for factory-fitted optional equipment. Detailed information and explanations on the subject of weight can be found in the Legal information section.

CV540 PRO CV600 PRO CV601 PRO CV640 PRO

○	○	○	○
○	○	–	○
○	○	●	○
○	○	○	○
○	○	○	○
○	○	○	○

CV540 PRO CV600 PRO CV601 PRO CV640 PRO

▲	▲	▲	▲
---	---	---	---

CV540 PRO CV600 PRO CV601 PRO CV640 PRO

○	○	○	○
○	○	○	○
○	○	○	○
○	○	○	○



* INFO

The factory installation of optional equipment increases the actual mass of the vehicle and reduces the pay-mass. The additional weight indicated for packages and optional equipment shows the additional weight compared to the standard equipment of the respective model or layout. The total weight of the selected optional equipment must not exceed the manufacturer-specified mass for optional equipment

shown in the model overviews. This is a calculated value for each type and layout that Carado uses to determine the maximum weight available for factory-fitted optional equipment. Detailed information and explanations on the subject of weight can be found in the Legal information section.

OPTIONAL EXTRAS ADDITIONAL WEIGHT*



PAINTED BUMPER

Bumper painted in Artense Grey metallic for Light chassis ³⁾	1 kg
Bumper painted in Fer Grey Metallic for Light chassis ³⁾	1 kg
Bumper black in metallic for Light Chassis ³⁾	1 kg
Campovolo bumper for Light Chassis only with selection of Campovolo chassis ³⁾	1 kg

OPTIONAL EXTRAS ADDITIONAL WEIGHT*



PACKS

Style+ pack ⁸⁾	0 kg
Chassis Safety Pack	0.5 kg
Chassis Comfort Pack	-6.3 kg



* INFO

The factory installation of optional equipment increases the actual mass of the vehicle and reduces the pay-mass. The additional weight indicated for packages and optional equipment shows the additional weight compared to the standard equipment of the respective model or layout. The total weight of the selected optional equipment must not exceed the manufacturer-specified mass for optional equipment

shown in the model overviews. This is a calculated value for each type and layout that Carado uses to determine the maximum weight available for factory-fitted optional equipment. Detailed information and explanations on the subject of weight can be found in the Legal information section.

CV540 PRO CV600 PRO CV601 PRO CV640 PRO

<input type="radio"/>	<input type="radio"/>	<input type="radio"/>	<input type="radio"/>
<input type="radio"/>	<input type="radio"/>	<input type="radio"/>	<input type="radio"/>
<input type="radio"/>	<input type="radio"/>	<input type="radio"/>	<input type="radio"/>
<input type="radio"/>	<input type="radio"/>	<input type="radio"/>	<input type="radio"/>

CV540 PRO CV600 PRO CV601 PRO CV640 PRO

<input type="radio"/>	<input type="radio"/>	<input type="radio"/>	<input type="radio"/>
<input type="radio"/>	<input type="radio"/>	<input type="radio"/>	<input type="radio"/>
<input type="radio"/>	<input type="radio"/>	<input type="radio"/>	<input type="radio"/>

Available in package Standard equipment Optional equipment Mandatory Not possible Not known at the time of publication Notes from page 69



* INFO

The factory installation of optional equipment increases the actual mass of the vehicle and reduces the pay-mass. The additional weight indicated for packages and optional equipment shows the additional weight compared to the standard equipment of the respective model or layout. The total weight of the selected optional equipment must not exceed the manufacturer-specified mass for optional equipment

shown in the model overviews. This is a calculated value for each type and layout that Carado uses to determine the maximum weight available for factory-fitted optional equipment. Detailed information and explanations on the subject of weight can be found in the Legal information section.

CARADO ORIGINAL ACCESSORIES* BACKRACK+

Innovative. Individual. Modular. The Carado Backrack+ with its different components opens up a new world of transportation and makes your Campervan something special. Whether you have bicycles, e-bikes, a spare wheel or transport a practical aluminum box, the right component can be mounted on the Backrack+ quickly and easily. Other components are already being developed and the versatility of the system continuously expanded.

The Carado Backrack+ sets new standards in design and function.

MORE SPACE AND ORDER!



The Backrack+ is an innovative component carrier for your Carado campervan.



Thanks to the various components it opens up a wide range of transport options for your individual journey!




The starting point for this modular system is the base frame. On the Backrack+ base frame you can connect the various components.

BACKRACK+



ARTICLE	SUITABLE FOR SERIES	ART.-NR.	WEIGHT*	PAYLOAD
Backrack+ left	Camper Vans on Fiat Ducato and Citroen-Jumper-Basis	8502073	8,6 kg	80 kg
Backrack+ right	Camper Vans on Fiat Ducato and Citroen-Jumper-Basis	8502074	8,6 kg	80 kg

BIKE CARRIER SHUTTLE




ARTICLE	SUITABLE FOR SERIES	ART.-NR.	WEIGHT*	PAYLOAD
Backrack+ Bike Carrier Shuttle	Camper Vans on Fiat Ducato and Citroen-Jumper-Basis	8502212	5,4 kg pro bike carrier shuttle	28 kg pro holding arm

MINI RACK



ARTICLE	SUITABLE FOR SERIES	ART.-NR.	WEIGHT*	PAYLOAD
Backrack+ Mini Rack	Camper Vans on Fiat Ducato and Citroen-Jumper-Basis	8502213	4,5 kg	20 kg

WHEEL HOLDER



ARTICLE	SUITABLE FOR SERIES	ART.-NR.	WEIGHT*	PAYLOAD
Backrack+ Wheel Holder (Light-Chassis)	Camper Vans on Fiat Ducato and Citroen-Jumper-Basis	8502214	2,5 kg	35 kg
Backrack+ Wheel Holder (Maxi-Chassis)	Camper Vans auf Fiat Ducato and Citroen-Jumper-Basis	8502215	2,5 kg	35 kg

NUMBER AND LIGHT BAR



ARTICLE	SUITABLE FOR SERIES	ART.-NR.	WEIGHT*	PAYLOAD
Number and Light Bar (implementation ≤ 6 m)	Camper Vans on Fiat Ducato and Citroen-Jumper-Basis	8502231	15,8 kg	100 kg
Number and Light Bar (implementation > 6 m)	Camper Vans on Fiat Ducato and Citroen-Jumper-Basis	8502232	15,8 kg	100 kg



carado-original-zubehör.com/en



INFO

* The items listed in this category are Carado original parts and accessories that are Delivered ex works and not subsequently fitted to the vehicle under the responsibility of the manufacturer become. Original Carado parts and accessories that are subsequently attached to the vehicle affect the payload option and the axle loads.

Please note that the technically permissible total mass of the vehicle and the technically permissible total mass on the axle even after the attachment of the original Carado parts and accessories may be exceeded. Further information and explanations on the weight issue can be found in the sales documents and on the manufacturers' website.



VAN MODEL OVERVIEW

V132 PRO



V337 PRO



V339 PRO



TYPE / MODEL	V132 PRO	V337 PRO	V339 PRO
PERMITTED NUMBER OF SEATS (INCLUDING DRIVER)*	4	4	4
BERTHS	2 / + 1 OPT	2	2
Length / Width / Height (cm)	594 / 214 / 274	664 / 214 / 274	685 / 214 / 274
Headroom in living area (cm)	195	195	195
Standard chassis	Fiat Ducato	Fiat Ducato	Fiat Ducato
Standard engine	2.2 Multijet	2.2 Multijet	2.2 Multijet
kW (BHP)	103 (140)	103 (140)	103 (140)
Mass in running order (kg)*	2616 (2485 to 2747)*	2686 (2552 to 2820)*	2703 (2568 to 2838)*
Manufacturer-specified mass for optional equipment (kg)*	550	473	446
Technically permissible maximum laden mass (kg) *	3500	3500	3500
Trailer load braked (unbraked) (kg)	2000 (750)	2000 (750)	2000 (750)
Tyre size	225/75 R 16 CP	225/75 R 16 CP	225/75 R 16 CP
Wheelbase (cm)	345	380	380
Bed dimension middle L x B (cm)	192 x 65 - 45 OPT		
Bed dimension rear L x B (cm)	194 x 140 - 130	200 x 70 195 x 80 200 - 195 x 194 OPT	195 x 140
Refrigerator volume incl. freezer (l)	78 (11)	78 (11)	78 (11)
Heating type	Combi 4 Gas	Combi 4 Gas	Combi 4 Gas
Fresh water tank capacity total / at driving filling (l)	116 / 20 ¹⁾	116 / 20 ¹⁾	116 / 20 ¹⁾
Waste water tank (l)	92	92	92
Sockets 230 V	4	4	4
Sockets: USB	2	2	2
Inner dimensions storage locker right/left W x H (cm)	65 x 110 45 x 85	65 x 105 70 x 75	85 x 90 85 x 90
Gas bottle storage (filling weight in kg)	2x 11	2x 11	2x 11

Configure your dream vehicle



OPT Optional ● Standard equipment — Not possible ▲ Not known at the time of publication

*** INFO**

The specified mass in running order is a default value defined in the type-approval procedure. Due to manufacturing tolerances, the actual weighed mass in running order may deviate from the value stated above. Deviations of up to ± 5 % of the mass in running order are legally permissible and possible. The permissible range in kilograms is given in brackets after the mass in running order. The manufacturer-specified mass for optional equipment is a calculated value for each type and layout that Carado uses to determine the maximum weight available for factory-fitted optional equipment. The limitation of optional equipment is intended to ensure that the minimum pay-mass, i.e. the legally prescribed free mass for baggage and retrofitted accessories, is actually available for the vehicle load capacity of the vehicles delivered by Carado. The real weight of your vehicle ex works can only be determined when it is weighed at the end of the line. If, in exceptional cases, the weighing shows that the actual load capacity falls below the minimum pay-mass despite limiting the optional equipment due to a permissible weight deviation, we will check together with your trade partner and you whether we should, for example, increase the load capacity of the vehicle, reduce the number of seats or remove optional equipment before delivering the vehicle. The technically permissible maximum laden mass of the vehicle and the technically permissible maximum mass on the axle must not be exceeded. Detailed information & explanations on the subject of weight and the configuration of the vehicle can be found in the section Legal information. For a more detailed description of all mandatory technical dependencies, please refer to the explanations on the footnotes.

MOTORHOME STANDARD EQUIPMENT



HIGHLIGHTS PRO PACKAGE

- Fiat Ducato 3.500 kg - 2.2 Multijet - 103 kW / 140 BHP Euro 6 - 6-speed manual gearbox
- Chassis colour white
- Painted bumper
- Painted bumper
- 16" steel rims with wheel trims
- 16" steel rims (for light chassis) with wheel trims
- Folding Cab Blinds
- Cab sunroof
- Special coloured overhead storage cupboard doors in cozy white
- pro decals
- Insulated waste water tank
- 2nd external storage door (size depends on layout)
- Basic Pack



CHASSIS / BASE VEHICLE

- Disc brakes, heat convection, tachometer, power steering, immobiliser, 3-point seat belt
- 75l fuel tank
- Daytime running lights, integrated in headlights
- Driver and passenger seats swivel
- Passenger airbag
- Manual cab air conditioning
- Cruise control
- Captain chairs with covers
- 16" steel rims (for light chassis) with wheel trims
- Electric operated cab windows and central locking
- ABS, EBD, ESP incl. ABS and hillholder
- Driver and passenger seats with armrests & upholstered covers
- Driver airbag
- Front Wheel Drive
- Body coloured front bumper
- Central cup holder
- Height and tilt adjustable driver and front passenger seats
- Comfortable driving experience with rear and front axle stabilizers
- Fix & Go breakdown kit
- Start & Stop function incl. booster



EXTERIOR SETUP

- 7-year water ingress warranty ⁴⁾
- GRP (glass fibre reinforced plastic) roof and rear wall
- Aluminium sidewalls
- Roof and sidewall thickness: 34mm, floor thickness: 41mm
- Rear light carrier in three parts with integrated LED multifunction lights
- High quality entrance door with ergonomic handle inside and outside
- Electric entrance step
- Double glazed hinged window with cassette blinds and flyscreens (except for bathroom)
- Roof light with frosted perspex glass and flyscreen
- Large rear garage with lowered frame, lashing rings and interior lighting (depending on model)
- Splash water seals for the exterior storage locker and doors
- Payload in garage up to 150 kg



COMFORT

- Ergonomically shaped upholstery for improved seating comfort
- Isofix for 2 seats
- Table extension
- High-quality mattress in all beds
- Removable and washable mattress cover
- Wooden slatted frame in all fixed-beds for better sleeping comfort
- Spacious storage compartments and storage options
- Ventilation for storage locker and seat backrest
- Overhead lockers with softclose system
- Furniture in 'Visby Oak'
- Floor Calais



INSTALLATIONS

- High-performance, maintenance-free leisure battery (95 Ah AGM)
- On-board control panel supplies information about filling levels and battery capacity
- Automatic switching and separating systems for starter and leisure battery as well as for refrigerator
- Electric charger for leisure and vehicle battery 12 V / 18 A
- CEE 230 V external socket with safety device
- Residual Current Device (RCD)
- LED-Awning light
- LED Interior light
- USB Socket (double)
- Fresh water tank capacity total 116 l, waste water tank 92 l



HEATING / GAS SUPPLY

- Gas control valves easily accessible and centrally arranged
- Gas heating Combi 4
- Gas bottle locker for 2 x 11 kg gas bottles



EQUIPEMENT KITCHEN

- Ergonomically arranged kitchen with spacious work top
- Large soft-close drawers in kitchen
- 2 Burner gas cooker with piezo ignition and glass cover
- Fridge 78 l with 11 l freezer compartment
- Waste bin



BATHROOM EQUIPMENT

- Vario-bathroom
- Roof vent with integrated flyscreen blind
- Large mirrors
- Clothes rail in bathroom
- Shower cubicle lining



EXTERIOR COLOUR

- Chassis colour white



PACKS

- pro Pack

MOTORHOME PACKS

BASIC PACK + 15.6 kg*

Panoramic roof light over lounge area

Clear glass roof light 40 x 40

Mirror with indirect lighting and coat hooks

Bridge Light

Pre-cabing for reversing camera

Flyscreen door (one-piece)

PRO PACK + 51.6 kg*

Basic Pack

Fiat Ducato 3.500 kg - 2.2 Multijet - 103 kW / 140 BHP Euro 6 - 6-speed manual gearbox

Painted bumper

16" steel rims with wheel trims

Folding Cab Blinds

Cab sunroof

Special coloured overhead storage cupboard doors in cozy white

Insulated waste water tank

2nd external storage door (size depends on layout)

pro decals

CHASSIS SAFETY PACK + 0.5 kg*

Brake assistant with pedestrian and cyclist detection

Lane Assist

Rain and light sensor

Traffic sign and high beam detection

STYLE PACK + 0 kg*

Leather steering wheel and gear knob in leather trim

Instrument panel with applications (Techno-Trim)

Gloss black radiator grill with chrome strips

Black glossy skid plate

LED Daytime running lights

Headlights with black frame

STYLE+ PACK + 0 kg*

Leather steering wheel and gear knob in leather trim

Instrument panel with applications (Techno-Trim)

Gloss black radiator grill with chrome strips

Black glossy skid plate

Fully LED headlights including indicators and LED daytime running lights.



MOTORHOME

OPTIONAL EQUIPMENT

OPTIONAL EXTRAS ADDITIONAL WEIGHT*



CHASSIS / BASE VEHICLE

Fiat Ducato 3.500 kg 2.2 Multijet - 103 kW / 140 BHP Euro 6 - 9-speed automatic gearbox	55 kg
Digital instrument cluster (only in conjunction with multifunction steering wheel)	0.3 kg
Headlights with black frame	0 kg
Traction+	0.5 kg
Multifunction steering wheel	0.4 kg
16" alloy wheels	8 kg
90 l fuel tank	13.5 kg

OPTIONAL EXTRAS ADDITIONAL WEIGHT*



INCREASE OF LOAD CAPACITY

Weight increase to 3.650 kg (no chassis modification) *	0 kg
---	------

OPTIONAL EXTRAS ADDITIONAL WEIGHT*



EXTERIOR SETUP


Two rear corner steadies	6 kg
Bike rack for 3 bikes	12.5 kg

OPTIONAL EXTRAS ADDITIONAL WEIGHT*



COMFORT

Bed conversion for seating area 2) ⁹⁾	5 kg
Bed conversion single to double bed	5 kg
Carpet	5 kg
Wooden duckboard for the shower tray	2 kg



* INFO

The factory installation of optional equipment increases the actual mass of the vehicle and reduces the pay-mass. The additional weight indicated for packages and optional equipment shows the additional weight compared to the standard equipment of the respective model or layout. The total weight of the selected optional equipment must not exceed the manufacturer-specified mass for optional equipment

shown in the model overviews. This is a calculated value for each type and layout that Carado uses to determine the maximum weight available for factory-fitted optional equipment. Detailed information and explanations on the subject of weight can be found in the Legal information section.

V132 PRO

V337 PRO

V339 PRO

<input type="radio"/>	<input type="radio"/>	<input type="radio"/>
<input type="radio"/>	<input type="radio"/>	<input type="radio"/>
<input type="checkbox"/>	<input type="checkbox"/>	<input type="checkbox"/>
<input type="radio"/>	<input type="radio"/>	<input type="radio"/>
<input type="radio"/>	<input type="radio"/>	<input type="radio"/>
<input type="radio"/>	<input type="radio"/>	<input type="radio"/>

V132 PRO

V337 PRO

V339 PRO

<input type="radio"/>	<input type="radio"/>	<input type="radio"/>
-----------------------	-----------------------	-----------------------

V132 PRO

V337 PRO

V339 PRO

<input type="radio"/>	<input type="radio"/>	<input type="radio"/>
<input type="radio"/>	<input type="radio"/>	<input type="radio"/>

V132 PRO

V337 PRO

V339 PRO

<input type="radio"/>	-	-
-	<input type="radio"/>	-
<input type="radio"/>	<input type="radio"/>	<input type="radio"/>
<input type="radio"/>	<input type="radio"/>	<input type="radio"/>



* INFO

The factory installation of optional equipment increases the actual mass of the vehicle and reduces the pay-mass. The additional weight indicated for packages and optional equipment shows the additional weight compared to the standard equipment of the respective model or layout. The total weight of the selected optional equipment must not exceed the manufacturer-specified mass for optional equipment

shown in the model overviews. This is a calculated value for each type and layout that Carado uses to determine the maximum weight available for factory-fitted optional equipment. Detailed information and explanations on the subject of weight can be found in the Legal information section.

OPTIONAL EXTRAS ADDITIONAL WEIGHT*



INSTALLATIONS

Second AGM leisure battery 95 Ah	27 kg
Heating Combi 6 E (with el. heating element) incl. digital control panel	2 kg
12V TV pre-cabling incl. flat screen holder	3 kg
Electric floor heating in living area	6 kg
Pre-cabling for solar panel	2 kg
Oven in kitchen	12 kg

OPTIONAL EXTRAS ADDITIONAL WEIGHT*



SOFT FURNISHING

Living world in White	0 kg
-----------------------	------

OPTIONAL EXTRAS ADDITIONAL WEIGHT*



EXTERIOR COLOUR

Chassis Artense silver	2.5 kg
------------------------	--------

OPTIONAL EXTRAS ADDITIONAL WEIGHT*



PACKS

Chassis Safety Pack	0.5 kg
Style Pack	0 kg
Style+ Pack ⁸⁾	0 kg



* INFO

The factory installation of optional equipment increases the actual mass of the vehicle and reduces the pay-mass. The additional weight indicated for packages and optional equipment shows the additional weight compared to the standard equipment of the respective model or layout. The total weight of the selected optional equipment must not exceed the manufacturer-specified mass for optional equipment

shown in the model overviews. This is a calculated value for each type and layout that Carado uses to determine the maximum weight available for factory-fitted optional equipment. Detailed information and explanations on the subject of weight can be found in the Legal information section.

V132 PRO

V337 PRO

V339 PRO

○	○	○
○	○	○
○	○	○
○	○	○
○	○	○
○	○	○

V132 PRO

V337 PRO

V339 PRO

▲	▲	▲
---	---	---

V132 PRO

V337 PRO

V339 PRO

○	○	○
---	---	---


V132 PRO

V337 PRO

V339 PRO

○	○	○
○	○	○
○	○	○

□ Available in package ● Standard equipment ○ Optional equipment ▲ Mandatory — Not possible ▲ Not known at the time of publication Notes from page 69



* INFO

The factory installation of optional equipment increases the actual mass of the vehicle and reduces the pay-mass. The additional weight indicated for packages and optional equipment shows the additional weight compared to the standard equipment of the respective model or layout. The total weight of the selected optional equipment must not exceed the manufacturer-specified mass for optional equipment

shown in the model overviews. This is a calculated value for each type and layout that Carado uses to determine the maximum weight available for factory-fitted optional equipment. Detailed information and explanations on the subject of weight can be found in the Legal information section.

INTEGRATED MODEL OVERVIEW

I338



I447



I449



0 1 2 3 4 5 6 7m

TYPE / MODEL	I338	I447	I449
PERMITTED NUMBER OF SEATS (INCLUDING DRIVER)*	4	4 / + OPT	4 / + OPT
BERTHS	4	4 / + OPT	4 / + OPT
Length / Width / Height (cm)	697 / 232 / 290	740 / 232 / 290	740 / 232 / 290
Headroom in living area (cm)	210	210	210
Standard chassis	Fiat Ducato	Fiat Ducato	Fiat Ducato
Standard engine	2.2 Multijet	2.2 Multijet	2.2 Multijet
kW (BHP)	103 (140)	103 (140)	103 (140)
Mass in running order (kg)*	2885 (2741 to 3029)*	2946 (2799 to 3093)*	2984 (2835 to 3133)*
Manufacturer-specified mass for optional equipment (kg)*	259	190	154
Technically permissible maximum laden mass (kg) *	3500	3500	3500
Trailer load braked (unbraked) (kg)	2000 (750)	2000 (750)	2000 (750)
Tyre size	215/70 R 15 CP	215/70 R 15 CP	215/70 R 15 CP
Wheelbase (cm)	380	404	404
Lying area Alcove/pull-down bed (cm)	200 x 150	200 x 150	200 x 150
Bed dimension middle L x B (cm)		210 x 65 OPT	210 x 65 OPT
Bed dimension rear L x B (cm)	190 x 80 200 x 80 210 x 159 OPT	210 x 80 215 x 80 210 x 168 OPT	195 x 150
Refrigerator volume incl. freezer (l)	98 (11) 156 (29) OPT	98 (11) 156 (29) OPT	98 (11) 156 (29) OPT
Heating type	Combi 6 Gas	Combi 6 Gas	Combi 6 Gas
Fresh water tank capacity total / at driving filling (l)	122 / 20 ¹⁾	122 / 20 ¹⁾	122 / 20 ¹⁾
Waste water tank (l)	92	92	92
Sockets 230 V	4	5	5
Sockets: USB	4	4	4
Inner dimensions storage locker right/left W x H (cm)	95 x 110 75 x 80 OPT	95 x 110 75 x 80 OPT	105 x 90 65 x 90
Gas bottle storage (filling weight in kg)	2x 11	2x 11	2x 11

OPT Optional ● Standard equipment — Not possible ▲ Not known at the time of publication

* INFO

The specified mass in running order is a default value defined in the type-approval procedure. Due to manufacturing tolerances, the actual weighed mass in running order may deviate from the value stated above. Deviations of up to ± 5 % of the mass in running order are legally permissible and possible. The permissible range in kilograms is given in brackets after the mass in running order. The manufacturer-specified mass for optional equipment is a calculated value for each type and layout that Carado uses to determine the maximum weight available for factory-fitted optional equipment. The limitation of optional equipment is intended to ensure that the minimum pay-mass, i.e. the legally prescribed free mass for baggage and retrofitted accessories, is actually available for the vehicle load capacity of the vehicles delivered by Carado. The real weight of your vehicle ex works can only be determined when it is weighed at the

end of the line. If, in exceptional cases, the weighing shows that the actual load capacity falls below the minimum pay-mass despite limiting the optional equipment due to a permissible weight deviation, we will check together with your trade partner and you whether we should, for example, increase the load capacity of the vehicle, reduce the number of seats or remove optional equipment before delivering the vehicle. The technically permissible maximum laden mass of the vehicle and the technically permissible maximum mass on the axle must not be exceeded. Detailed information & explanations on the subject of weight and the configuration of the vehicle can be found in the section Legal information. For a more detailed description of all mandatory technical dependencies, please refer to the explanations on the footnotes.

Configure
your dream
vehicle



MOTORHOME STANDARD EQUIPMENT



CHASSIS / BASE VEHICLE

- Fiat Ducato 3.500 kg - 2.2 Multijet - 103 kW / 140 BHP Euro 6 - 6-speed manual gearbox
- Wide-track chassis
- Front Wheel Drive
- Daytime running lights, integrated in headlights
- Cruise control
- Driver airbag
- Passenger airbag
- ABS, EBD, ESP incl. ABS and hillholder
- Start & Stop function incl. booster
- Low vibration, electrical and heated cab mirrors in coach optic with wide angle
- Panoramic laminated glass windshield all-round
- Fix & Go breakdown kit
- Central cup holder
- Manual cab air conditioning
- Comfortable driving experience with rear and front axle stabilizers
- Disc brakes, heat convection, tachometer, power steering, immobiliser, 3-point seat belt
- Driver and passenger seats with armrests & upholstered covers
- Driver and passenger seats swivel on Low Profile A-Class models and Overcab A132
- 75l fuel tank
- Height and tilt adjustable driver and front passenger seats
- Traction+
- Headlamp trim in grey
- Full LED front lighting (daytime running light, low beam, high beam and turn signal)
- Electric and heated mirrors
- Pilot seats with covers



EXTERIOR SETUP

- 7-year water ingress warranty ⁴⁾
- GRP (glass fibre reinforced plastic) roof and rear wall
- Aluminium sidewalls
- Roof and sidewall thickness: 34mm, floor thickness: 41mm
- Rear light carrier in three parts with integrated LED multifunction lights
- Cab blinds for best insulation and privacy shield
- Double glazed hinged window with cassette blinds and flyscreens (except for bathroom)
- Roof light with frosted perspex glass and flyscreen
- Coupé entrance
- Large rear garage with lowered frame, lashing rings and interior lighting (depending on model)
- Splash water seals for the exterior storage locker and doors
- Payload in garage up to 150 kg
- High quality entrance door with ergonomic handle inside and outside



COMFORT

- Ergonomically shaped upholstery for improved seating comfort
- Isofix for 2 seats
- L-shape lounge with free-standing and rotating table ¹⁰⁾
- Table extension ¹¹⁾
- High-quality mattress in all beds
- Removable and washable mattress cover
- Wooden slatted frame in all fixed-beds for better sleeping comfort
- Pull-down bed with Clima-Plux elements
- Spacious storage compartments and storage options
- Ventilation for storage locker and seat backrest
- Furniture in Visby Oak and Sand grey
- Floor Calais
- Pull-down bed with Clima-Plux elements



INSTALLATIONS

- LED lighting integrated above the roof cabinets
- High-performance, maintenance-free leisure battery (95 Ah AGM)
- On-board control panel supplies information about filling levels and battery capacity
- Automatic switching and separating systems for starter and leisure battery as well as for refrigerator
- Electric charger for leisure and vehicle battery 12 V / 18 A
- CEE 230 V external socket with safety device
- Residual Current Device (RCD)
- LED-Awning light
- LED Interior light
- Mirror with indirect lighting and coat hooks
- 4x USB Socket (layout depending)
- Fresh water tank capacity total 122 l, waste water tank 92 l
- Radio pre-wiring with loudspeakers and roof antenna



HEATING / GAS SUPPLY

- Gas bottle locker for 2 x 11 kg gas bottles
- Combi 6 gas heating
- Gas control valves easily accessible and centrally arranged



EQUIPEMENT KITCHEN

- Ergonomically arranged kitchen with spacious work top
- Large soft-close drawers in kitchen
- 2 burner hob and glass lid
- Large stainless steel circular sink with cover
- Fridge 98 l with freezer compartment 11 l
- LED light band
- Waste bin
- Flexible railing system with 2 hooks ¹²⁾



BATHROOM EQUIPMENT

- Spacious bathroom with separate shower on the opposite side ¹³⁾
- Vario-bathroom ¹⁴⁾
- Swivel cassette toilet with electric flush ¹⁵⁾
- Roof vent with integrated flyscreen blind (depending on model)
- Large mirrors
- Clothes rail in bathroom
- Flexible railing system with two hooks ¹⁶⁾



SOFT FURNISHING

- Living world in White

MOTORHOME PACKS

BASIC PACK + 15.3 kg*

Panoramic roof light over lounge area

Clear glass roof light 40 x 40

Flyscreen door (one-piece)

Pre-cabling for reversing camera

Comfort entrance door

Bridge Light

PRO+ PACK ^Δ

Basic Pack

Style Package

16" alloy wheels

Large 156 l fridge with separate 29 l freezer compartment

Insulated waste water tank

Framed windows

Awning

High-level rear light cluster

2nd external storage door (size depends on layout)

pro+ decals

STYLE PACK + 0 kg*

Leather steering wheel and gear knob in leather trim

Instrument panel with applications (Techno-Trim)

Front design application

^Δ Not known at the time of publication



* INFO

The factory installation of optional equipment increases the actual mass of the vehicle and reduces the pay-mass. The additional weight indicated for packages and optional equipment shows the additional weight compared to the standard equipment of the respective model or layout. The total weight of the selected optional equipment must not exceed the manufacturer-specified mass for optional equipment

shown in the model overviews. This is a calculated value for each type and layout that Carado uses to determine the maximum weight available for factory-fitted optional equipment. Detailed information and explanations on the subject of weight can be found in the Legal information section.

CARADO ORIGINAL ACCESSORIES* MORE COMFORT TO TRAVEL!!



Our Carado water filter clearliQ travel ensures hygienically pure water on the go – reliable, odor and taste neutralizing, and easy to change the filter.

Our outdoor insulating mats offer optimal heat protection in winter and effective sun protection in summer - easy to apply and suitable for any vehicle with a Fiat chassis.

And with our practical cot you can create additional sleeping space in the Fiat vehicle: Easy to assemble, space-saving and with a load capacity of 50 kg ideal for children.

WATER FILTERS CLEARLIQ TRAVEL POWERED BY GRÜNBECK



ARTICLE	SUITABLE FOR SERIES	ART.-NR.	WEIGHT*
Water filter clearliQ travel powered by Grünbeck	Low Profile Fiat (2012 – 2024) Coachbuilt (2012 – 2024)	8502066	1,34 kg
	Campervan Fiat (2018 – 2024) Integrated (2018 – 2024)		
Replacement cartridge single pack	Van (2019 – 2024)	8502169	1 kg
Replacement cartridge double pack	Camper Van Ford (2023 – 2024) Low Profile Ford (2024)	8502170	1kg (pro Cartridge)

OUTSIDE INSULATION MATS



ARTICLE	SUITABLE FOR SERIES	ART.-NR.	WEIGHT*
External insulation	Integrated from model year 2022	8502181	4,1 kg
	Semi-integrated, Camper vans and vans		
External insulation		3333946	3,1 kg

COT



ARTICLE	SUITABLE FOR SERIES	ART.-NR.	WEIGHT*
Cot Fiat variant	Vehicles with original Fiat cab	3542687	10,5 kg
	Model year 2018 – 2024		

carado-original-zubehör.com/en



INFO

* The items listed in this category are Carado original parts and accessories that are Delivered ex works and not subsequently fitted to the vehicle under the responsibility of the manufacturer become. Original Carado parts and accessories that are subsequently attached to the vehicle affect the payload option and the axle loads. Please note that the technically permissible total mass of the vehicle and the technically permissible total mass on the axle even after the attachment of the original Carado parts and accessories may be exceeded. Further information and explanations on the weight issue can be found in the sales documents and on the manufacturers' website.



MOTORHOME

OPTIONAL EQUIPMENT

OPTIONAL EXTRAS ADDITIONAL WEIGHT*



CHASSIS / BASE VEHICLE

Fiat Ducato 3.500 kg 2.2 Multijet - 103 kW / 140 BHP Euro 6 - 9-speed automatic gearbox	55 kg
16" steel rims (for light chassis) with wheel trims ¹⁷⁾	10 kg
16" alloy wheels ¹⁷⁾	8 kg
16" alloy wheels for maxi chassis ¹⁸⁾	0 kg
90 l fuel tank	13.5 kg
Digital instrument cluster (only in conjunction with multifunction steering wheel)	0.3 kg
Automatic air conditioning incl. mobile phone charger (inductive)	0 kg
Multifunction steering wheel	0.4 kg

OPTIONAL EXTRAS ADDITIONAL WEIGHT*



INCREASE OF LOAD CAPACITY

Weight increase to 3.650 kg (no chassis modification) *	0 kg
---	------

OPTIONAL EXTRAS ADDITIONAL WEIGHT*



EXTERIOR SETUP

High-level rear light cluster	4 kg
Framed windows	5 kg
Insulated waste water tank	8 kg
2nd external storage door (size depends on layout)	3 kg
Two rear corner steadies	6 kg
Bike rack for 3 bikes	12.5 kg



* INFO

The factory installation of optional equipment increases the actual mass of the vehicle and reduces the pay-mass. The additional weight indicated for packages and optional equipment shows the additional weight compared to the standard equipment of the respective model or layout. The total weight of the selected optional equipment must not exceed the manufacturer-specified mass for optional equipment

shown in the model overviews. This is a calculated value for each type and layout that Carado uses to determine the maximum weight available for factory-fitted optional equipment. Detailed information and explanations on the subject of weight can be found in the Legal information section.

I338

I447

I449

<input type="radio"/>	<input type="radio"/>	<input type="radio"/>
<input type="radio"/>	<input type="radio"/>	<input type="radio"/>
<input type="checkbox"/>	<input type="checkbox"/>	<input type="checkbox"/>
<input type="radio"/>	<input type="radio"/>	<input type="radio"/>
<input type="radio"/>	<input type="radio"/>	<input type="radio"/>
<input type="radio"/>	<input type="radio"/>	<input type="radio"/>
<input type="radio"/>	<input type="radio"/>	<input type="radio"/>

I338

I447

I449


<input type="radio"/>	<input type="radio"/>	<input type="radio"/>
-----------------------	-----------------------	-----------------------

I338

I447

I449

<input type="checkbox"/>	<input type="checkbox"/>	<input type="checkbox"/>
<input type="checkbox"/>	<input type="checkbox"/>	<input type="checkbox"/>
<input type="checkbox"/>	<input type="checkbox"/>	<input type="checkbox"/>
<input type="checkbox"/>	<input type="checkbox"/>	<input checked="" type="checkbox"/>
<input type="radio"/>	<input type="radio"/>	<input type="radio"/>
<input type="radio"/>	<input type="radio"/>	<input type="radio"/>



* INFO

The factory installation of optional equipment increases the actual mass of the vehicle and reduces the pay-mass. The additional weight indicated for packages and optional equipment shows the additional weight compared to the standard equipment of the respective model or layout. The total weight of the selected optional equipment must not exceed the manufacturer-specified mass for optional equipment

shown in the model overviews. This is a calculated value for each type and layout that Carado uses to determine the maximum weight available for factory-fitted optional equipment. Detailed information and explanations on the subject of weight can be found in the Legal information section.

OPTIONAL EXTRAS

ADDITIONAL WEIGHT*



COMFORT

Bed conversion single to double bed	5 kg
Bed conversion for seating area 2) ¹⁹⁾	5 kg
5th seat on side bench with seat belt * ²⁰⁾	15 kg
Wooden duckboard for the shower tray	2 kg
Carpet	5 kg

OPTIONAL EXTRAS

ADDITIONAL WEIGHT*



INSTALLATIONS

Pre-cabling for solar panel	2 kg
Large 156 l fridge with separate 29 l freezer compartment	13 kg
Oven in kitchen (only in conjunction with 156 l fridge)	12 kg
Second AGM leisure battery 95 Ah	27 kg
12V TV pre-cabling incl. flat screen holder	3 kg
Electric floor heating in living area	6 kg
Heating Combi 6 E (with el. heating element) incl. digital control panel	2 kg

OPTIONAL EXTRAS

ADDITIONAL WEIGHT*



SOFT FURNISHING

Living world in Brown	0 kg
-----------------------	------


OPTIONAL EXTRAS

ADDITIONAL WEIGHT*



PACKS

Basic Pack	15.3 kg
pro+ Pack	▲
Style Pack	0 kg



* INFO

The factory installation of optional equipment increases the actual mass of the vehicle and reduces the pay-mass. The additional weight indicated for packages and optional equipment shows the additional weight compared to the standard equipment of the respective model or layout. The total weight of the selected optional equipment must not exceed the manufacturer-specified mass for optional equipment

shown in the model overviews. This is a calculated value for each type and layout that Carado uses to determine the maximum weight available for factory-fitted optional equipment. Detailed information and explanations on the subject of weight can be found in the Legal information section.

I338

I447

I449

○	○	—
—	○	○
—	○	○
○	○	○
○	○	○

I338

I447

I449

○	○	○
○	○	○
○	○	○
○	○	○
○	○	○
○	○	○

I338

I447

I449

○	○	○
---	---	---


I338

I447

I449

○	○	○
○	○	○
○	○	○

□ Available in package ● Standard equipment ○ Optional equipment ▲ Mandatory — Not possible ▲ Not known at the time of publication Notes from page 69



* INFO

The factory installation of optional equipment increases the actual mass of the vehicle and reduces the pay-mass. The additional weight indicated for packages and optional equipment shows the additional weight compared to the standard equipment of the respective model or layout. The total weight of the selected optional equipment must not exceed the manufacturer-specified mass for optional equipment

shown in the model overviews. This is a calculated value for each type and layout that Carado uses to determine the maximum weight available for factory-fitted optional equipment. Detailed information and explanations on the subject of weight can be found in the Legal information section.

SEMI-INTEGRATED MODEL OVERVIEW

T135



T338



T447



0 1 2 3 4 5 6 7m

TYPE / MODEL	T135	T338	T447
PERMITTED NUMBER OF SEATS (INCLUDING DRIVER)*	4	4	4 / + 1 OPT
BERTHS	2	2 / + 1 OPT	2 / + 1 OPT
Length / Width / Height (cm)	594 / 232 / 290	695 / 232 / 290	739 / 232 / 290
Headroom in living area (cm)	195	210	210
Standard chassis	Fiat Ducato	Fiat Ducato	Fiat Ducato
Standard engine	2.2 Multijet	2.2 Multijet	2.2 Multijet
kW (BHP)	103 (140)	103 (140)	103 (140)
Mass in running order (kg)*	2729 (2593 to 2865)*	2793 (2653 to 2933)*	2901 (2756 to 3046)*
Manufacturer-specified mass for optional equipment (kg)*	431	356	241
Technically permissible maximum laden mass (kg) *	3500	3500	3500
Trailer load braked (unbraked) (kg)	2000 (750)	2000 (750)	2000 (750)
Tyre size	215/70 R 15 CP	215/70 R 15 CP	215/70 R 15 CP
Wheelbase (cm)	345	380	404
Lying area Alcove/pull-down bed (cm)		195 x 140 - 110 OPT	195 x 140 - 110 OPT
Bed dimension middle L x B (cm)			210 x 65 OPT
Bed dimension rear L x B (cm)	200 x 135 - 115	190 x 80 200 x 80 210 x 159 OPT	210 x 80 215 x 80 210 x 168 OPT
Refrigerator volume incl. freezer (l)	78 (11)	98 (11) 156 (29) OPT	98 (11) 156 (29) OPT
Heating type	Combi 6 Gas	Combi 6 Gas	Combi 6 Gas
Fresh water tank capacity total / at driving filling (l)	122 / 20 ¹⁾	122 / 20 ¹⁾	122 / 20 ¹⁾
Waste water tank (l)	92	92	92
Sockets 230 V	5	4	5
Sockets: USB	4	4	4
Inner dimensions storage locker right/left W x H (cm)	65 x 75	95 x 110 75 x 80 OPT	95 x 110 75 x 80 OPT
Gas bottle storage (filling weight in kg)	2x 11	2x 11	2x 11

OPT Optional ● Standard equipment — Not possible ▲ Not known at the time of publication

* INFO

The specified mass in running order is a default value defined in the type-approval procedure. Due to manufacturing tolerances, the actual weighed mass in running order may deviate from the value stated above. Deviations of up to ± 5 % of the mass in running order are legally permissible and possible. The permissible range in kilograms is given in brackets after the mass in running order. The manufacturer-specified mass for optional equipment is a calculated value for each type and layout that Carado uses to determine the maximum weight available for factory-fitted optional equipment. The limitation of optional equipment is intended to ensure that the minimum pay-mass, i.e. the legally prescribed free mass for baggage and retrofitted accessories, is actually available for the vehicle load capacity of the vehicles delivered by Carado. The real weight of your vehicle ex works can only be determined when it is weighed at the

end of the line. If, in exceptional cases, the weighing shows that the actual load capacity falls below the minimum pay-mass despite limiting the optional equipment due to a permissible weight deviation, we will check together with your trade partner and you whether we should, for example, increase the load capacity of the vehicle, reduce the number of seats or remove optional equipment before delivering the vehicle. The technically permissible maximum laden mass of the vehicle and the technically permissible maximum mass on the axle must not be exceeded. Detailed information & explanations on the subject of weight and the configuration of the vehicle can be found in the section Legal information. For a more detailed description of all mandatory technical dependencies, please refer to the explanations on the footnotes.

Configure
your dream
vehicle



SEMI-INTEGRATED MODEL OVERVIEW

T448



T457



T459



0 1 2 3 4 5 6 7m

TYPE / MODEL	T448	T457	T459
PERMITTED NUMBER OF SEATS (INCLUDING DRIVER)*	👤👤👤👤 / + 👤 OPT	👤👤👤	👤👤👤
BERTHS	👤👤 / + 👤👤 OPT	👤👤 / + 👤👤 OPT	👤👤 / + 👤👤 OPT
Length / Width / Height (cm)	729 / 232 / 290	739 / 232 / 290	739 / 232 / 290
Headroom in living area (cm)	210	210	210
Standard chassis	Fiat Ducato	Fiat Ducato	Fiat Ducato
Standard engine	2.2 Multijet	2.2 Multijet	2.2 Multijet
kW (BHP)	103 (140)	103 (140)	103 (140)
Mass in running order (kg)*	2855 (2712 to 2998)*	2912 (2766 to 3058)*	2913 (2767 to 3059)*
Manufacturer-specified mass for optional equipment (kg)*	286	228	225
Technically permissible maximum laden mass (kg) *	3500	3500	3500
Trailer load braked (unbraked) (kg)	2000 (750)	2000 (750)	2000 (750)
Tyre size	215/70 R 15 CP	215/70 R 15 CP	215/70 R 15 CP
Wheelbase (cm)	404	404	404
Lying area Alcove/pull-down bed (cm)	195 x 140 - 110 OPT	195 x 140 - 110 OPT	195 x 140 - 110 OPT
Bed dimension middle L x B (cm)	210 x 100 OPT	210 x 93 OPT	210 x 93 OPT
Bed dimension rear L x B (cm)	205 x 80 210 x 80 210 x 168 OPT	2x 200 x 80 210 x 168 OPT	195 x 150
Refrigerator volume incl. freezer (l)	98 (11) 156 (29) OPT	98 (11) 156 (29) OPT	98 (11) 156 (29) OPT
Heating type	Combi 6 Gas	Combi 6 Gas	Combi 6 Gas
Fresh water tank capacity total / at driving filling (l)	122 / 20 ¹⁾	122 / 20 ¹⁾	122 / 20 ¹⁾
Waste water tank (l)	92	92	92
Sockets 230 V	4	5	5
Sockets: USB	4	4	4
Inner dimensions storage locker right/left W x H (cm)	95 x 110 75 x 80 OPT	90 x 110 75 x 80 OPT	105 x 90 65 x 90
Gas bottle storage (filling weight in kg)	2x 11	2x 11	2x 11

Configure
your dream
vehicle



OPT Optional ● Standard equipment — Not possible ▲ Not known at the time of publication

* INFO

The specified mass in running order is a default value defined in the type-approval procedure. Due to manufacturing tolerances, the actual weighed mass in running order may deviate from the value stated above. Deviations of up to ± 5 % of the mass in running order are legally permissible and possible. The permissible range in kilograms is given in brackets after the mass in running order. The manufacturer-specified mass for optional equipment is a calculated value for each type and layout that Carado uses to determine the maximum weight available for factory-fitted optional equipment. The limitation of optional equipment is intended to ensure that the minimum pay-mass, i.e. the legally prescribed free mass for baggage and retrofitted accessories, is actually available for the vehicle load capacity of the vehicles delivered by Carado. The real weight of your vehicle ex works can only be determined when it is weighed at the

end of the line. If, in exceptional cases, the weighing shows that the actual load capacity falls below the minimum pay-mass despite limiting the optional equipment due to a permissible weight deviation, we will check together with your trade partner and you whether we should, for example, increase the load capacity of the vehicle, reduce the number of seats or remove optional equipment before delivering the vehicle. The technically permissible maximum laden mass of the vehicle and the technically permissible maximum mass on the axle must not be exceeded. Detailed information & explanations on the subject of weight and the configuration of the vehicle can be found in the section Legal information. For a more detailed description of all mandatory technical dependencies, please refer to the explanations on the footnotes.

MOTORHOME STANDARD EQUIPMENT



CHASSIS / BASE VEHICLE

- Fiat Ducato 3.500 kg - 2.2 Multijet - 103 kW / 140 BHP Euro 6 - 6-speed manual gearbox
- Wide-track chassis
- Front Wheel Drive
- Daytime running lights, integrated in headlights
- Cruise control
- Driver airbag
- Passenger airbag
- ABS, EBD, ESP incl. ABS and hillholder
- Start & Stop function incl. booster
- Electric operated cab windows and central locking
- Body coloured front bumper
- Fix & Go breakdown kit
- Central cup holder
- Comfortable driving experience with rear and front axle stabilizers
- Manual cab air conditioning
- Disc brakes, heat convection, tachometer, power steering, immobiliser, 3-point seat belt
- Electric and heated mirrors
- Radio aerial integrated in mirror
- Captain chairs with covers
- Driver and passenger seats with armrests & upholstered covers
- Driver and passenger seats swivel on Low Profile A-Class models and Overcab A132
- 75l fuel tank
- Height and tilt adjustable driver and front passenger seats



EXTERIOR SETUP

- 7-year water ingress warranty ⁴⁾
- GRP (glass fibre reinforced plastic) roof and rear wall
- Aluminium sidewalls
- Roof and sidewall thickness: 34mm, floor thickness: 41mm
- Rear light carrier in three parts with integrated LED multifunction lights
- Double glazed hinged window with cassette blinds and flyscreens (except for bathroom)
- Roof light with frosted perspex glass and flyscreen
- Electric entrance step
- Large rear garage with lowered frame, lashing rings and interior lighting (depending on model)
- Splash water seals for the exterior storage locker and doors
- Payload in garage up to 150 kg
- High quality entrance door with ergonomic handle inside and outside



COMFORT

- Ergonomically shaped upholstery for improved seating comfort
- Isofix for 2 seats
- L-shape lounge with free-standing and rotating table ¹⁰⁾
- Table extension ¹¹⁾
- High-quality mattress in all beds
- Removable and washable mattress cover
- Wooden slatted frame in all fixed-beds for better sleeping comfort
- Spacious storage compartments and storage options
- Ventilation for storage locker and seat backrest
- Furniture in Visby Oak and Sand grey
- Floor Calais



INSTALLATIONS

- LED lighting integrated above the roof cabinets
- High-performance, maintenance-free leisure battery (95 Ah AGM)
- On-board control panel supplies information about filling levels and battery capacity
- Automatic switching and separating systems for starter and leisure battery as well as for refrigerator
- Electric charger for leisure and vehicle battery 12 V / 18 A
- CEE 230 V external socket with safety device
- Residual Current Device (RCD)
- LED-Awning light
- LED Interior light
- Mirror with indirect lighting and coat hooks
- 4x USB Socket (layout depending)
- Fresh water tank capacity total 122 l, waste water tank 92 l
- Radio pre-wiring including speakers



HEATING / GAS SUPPLY

- Combi 6 gas heating
- Gas control valves easily accessible and centrally arranged
- Gas bottle locker for 2 x 11 kg gas bottles



EQUIPEMENT KITCHEN

- Ergonomically arranged kitchen with spacious work top
- Large soft-close drawers in kitchen
- 2 burner hob and glass lid
- Large stainless steel circular sink with cover
- Fridge 78 l with 11 l freezer compartment ²¹⁾
- Fridge 98 l with freezer compartment 11 l
- LED light band
- Waste bin
- Flexible railing system with 2 hooks ¹²⁾



BATHROOM EQUIPMENT

- Vario-bathroom ¹⁴⁾
- Spacious bathroom with separate shower on the opposite side ¹³⁾
- Bathroom with bench toilet and integrated shower cubicle ²¹⁾
- Swivel cassette toilet with electric flush ¹⁵⁾
- Roof vent with integrated flyscreen blind (depending on model)
- Large mirrors
- Clothes rail in bathroom
- Flexible railing system with two hooks ¹⁶⁾



SOFT FURNISHING

- Living world in White

MOTORHOME PACKS

BASIC PACK + 15.3 kg*

Panoramic roof light over lounge area

Clear glass roof light 40 x 40

Flyscreen door (one-piece)

Pre-cabing for reversing camera

Comfort entrance door

Bridge Light

STYLE PACK + 0 kg*

Leather steering wheel and gear knob in leather trim

Instrument panel with applications (Techno-Trim)

Gloss black radiator grill with chrome strips

Black glossy skid plate

LED Daytime running lights

Headlights with black frame

STYLE+ PACK + 0 kg*

Leather steering wheel and gear knob in leather trim

Instrument panel with applications (Techno-Trim)

Gloss black radiator grill with chrome strips

Black glossy skid plate

Fully LED headlights including indicators and LED daytime running lights.

CHASSIS SAFETY PACK + 0.5 kg*

Brake assistant with pedestrian and cyclist detection

Lane Assist

Rain and light sensor

Traffic sign and high beam detection



* INFO

The factory installation of optional equipment increases the actual mass of the vehicle and reduces the pay-mass. The additional weight indicated for packages and optional equipment shows the additional weight compared to the standard equipment of the respective model or layout. The total weight of the selected optional equipment must not exceed the manufacturer-specified mass for optional equipment

shown in the model overviews. This is a calculated value for each type and layout that Carado uses to determine the maximum weight available for factory-fitted optional equipment. Detailed information and explanations on the subject of weight can be found in the Legal information section.

PRO PACK (CONTENTS DEPENDING IN FLOOR PLAN) ^Δ

Basic Pack

Painted bumper

16" steel rims (for light chassis) with wheel trims

Folding Cab Blinds

Cab sunroof

Large 156 l fridge with separate 29 l freezer compartment

Insulated waste water tank

2nd external storage door (size depends on layout)

pro decals

PRO+ PACK (CONTENTS DEPENDING IN FLOOR PLAN) ^Δ

Basic Pack

Style Package

Chassis Artense silver

Painted bumper

16" alloy wheels

Folding Cab Blinds

Cab sunroof

Large 156 l fridge with separate 29 l freezer compartment

Insulated waste water tank

Awning


Framed windows

High-level rear light cluster

2nd external storage door (size depends on layout)

pro+ decals

^Δ Not known at the time of publication



* INFO

The factory installation of optional equipment increases the actual mass of the vehicle and reduces the pay-mass. The additional weight indicated for packages and optional equipment shows the additional weight compared to the standard equipment of the respective model or layout. The total weight of the selected optional equipment must not exceed the manufacturer-specified mass for optional equipment

shown in the model overviews. This is a calculated value for each type and layout that Carado uses to determine the maximum weight available for factory-fitted optional equipment. Detailed information and explanations on the subject of weight can be found in the Legal information section.

MOTORHOME

OPTIONAL EQUIPMENT

OPTIONAL EXTRAS ADDITIONAL WEIGHT*



CHASSIS / BASE VEHICLE

Fiat Ducato 3.500 kg 2.2 Multijet - 103 kW / 140 BHP Euro 6 - 9-speed automatic gearbox	55 kg
16" steel rims (for light chassis) with wheel trims ¹⁷⁾	10 kg
16" alloy wheels ¹⁷⁾	8 kg
16" alloy wheels for maxi chassis ¹⁸⁾	0 kg
Traction+	0.5 kg
90 l fuel tank	13.5 kg
Digital instrument cluster (only in conjunction with multifunction steering wheel)	0.3 kg
Automatic air conditioning incl. mobile phone charger (inductive)	0 kg
Multifunction steering wheel	0.4 kg
Headlights with black frame	0 kg

OPTIONAL EXTRAS ADDITIONAL WEIGHT*



INCREASE OF LOAD CAPACITY

Weight increase to 3.650 kg (no chassis modification) *	0 kg
---	------



* INFO

The factory installation of optional equipment increases the actual mass of the vehicle and reduces the pay-mass. The additional weight indicated for packages and optional equipment shows the additional weight compared to the standard equipment of the respective model or layout. The total weight of the selected optional equipment must not exceed the manufacturer-specified mass for optional equipment

shown in the model overviews. This is a calculated value for each type and layout that Carado uses to determine the maximum weight available for factory-fitted optional equipment. Detailed information and explanations on the subject of weight can be found in the Legal information section.

T135	T338	T447	T448	T457	T459
------	------	------	------	------	------

<input type="radio"/>	<input type="radio"/>	<input type="radio"/>	<input type="radio"/>	<input type="radio"/>	<input type="radio"/>
<input type="checkbox"/>	<input type="checkbox"/>	<input type="checkbox"/>	<input type="checkbox"/>	<input type="checkbox"/>	<input type="checkbox"/>
<input type="checkbox"/>	<input type="checkbox"/>	<input type="checkbox"/>	<input type="checkbox"/>	<input type="checkbox"/>	<input type="checkbox"/>
<input type="radio"/>	<input type="radio"/>	<input type="radio"/>	<input type="radio"/>	<input type="radio"/>	<input type="radio"/>
<input type="radio"/>	<input type="radio"/>	<input type="radio"/>	<input type="radio"/>	<input type="radio"/>	<input type="radio"/>
<input type="radio"/>	<input type="radio"/>	<input type="radio"/>	<input type="radio"/>	<input type="radio"/>	<input type="radio"/>
<input type="radio"/>	<input type="radio"/>	<input type="radio"/>	<input type="radio"/>	<input type="radio"/>	<input type="radio"/>
<input type="radio"/>	<input type="radio"/>	<input type="radio"/>	<input type="radio"/>	<input type="radio"/>	<input type="radio"/>
<input type="radio"/>	<input type="radio"/>	<input type="radio"/>	<input type="radio"/>	<input type="radio"/>	<input type="radio"/>
<input type="checkbox"/>	<input type="checkbox"/>	<input type="checkbox"/>	<input type="checkbox"/>	<input type="checkbox"/>	<input type="checkbox"/>

T135	T338	T447	T448	T457	T459
------	------	------	------	------	------

<input type="radio"/>	<input type="radio"/>	<input type="radio"/>	<input type="radio"/>	<input type="radio"/>	<input type="radio"/>
-----------------------	-----------------------	-----------------------	-----------------------	-----------------------	-----------------------



* INFO

The factory installation of optional equipment increases the actual mass of the vehicle and reduces the pay-mass. The additional weight indicated for packages and optional equipment shows the additional weight compared to the standard equipment of the respective model or layout. The total weight of the selected optional equipment must not exceed the manufacturer-specified mass for optional equipment

shown in the model overviews. This is a calculated value for each type and layout that Carado uses to determine the maximum weight available for factory-fitted optional equipment. Detailed information and explanations on the subject of weight can be found in the Legal information section.

OPTIONAL EXTRAS

ADDITIONAL WEIGHT*



EXTERIOR SETUP

High-level rear light cluster	4 kg
Framed windows	5 kg
Insulated waste water tank	8 kg
Cab sunroof	7 kg
2nd external storage door (size depends on layout)	3 kg
Two rear corner steadies	6 kg

OPTIONAL EXTRAS

ADDITIONAL WEIGHT*



COMFORT

Bed conversion single to double bed	5 kg
Bed conversion for seating area 2)	5 kg
Pull-down bed with Clima-Plux elements	44 kg
5th seat on side bench with seat belt * 20)	15 kg
Wooden duckboard for the shower tray	2 kg
Carpet	5 kg
Folding Cab Blinds	8 kg

OPTIONAL EXTRAS

ADDITIONAL WEIGHT*



INSTALLATIONS

Pre-cabing for solar panel	2 kg
Large 156 l fridge with separate 29 l freezer compartment	13 kg
Oven in kitchen (only in conjunction with 156 l fridge)	12 kg
Second AGM leisure battery 95 Ah	27 kg
12V TV pre-cabing incl. flat screen holder	3 kg
Electric floor heating in living area	6 kg
Heating Combi 6 E (with el. heating element) incl. digital control panel	2 kg



* INFO

The factory installation of optional equipment increases the actual mass of the vehicle and reduces the pay-mass. The additional weight indicated for packages and optional equipment shows the additional weight compared to the standard equipment of the respective model or layout. The total weight of the selected optional equipment must not exceed the manufacturer-specified mass for optional equipment

shown in the model overviews. This is a calculated value for each type and layout that Carado uses to determine the maximum weight available for factory-fitted optional equipment. Detailed information and explanations on the subject of weight can be found in the Legal information section.

T135

T338

T447

T448

T457

T459

<input type="checkbox"/>	<input type="checkbox"/>	<input type="checkbox"/>	<input type="checkbox"/>	<input type="checkbox"/>	<input type="checkbox"/>
<input type="checkbox"/>	<input type="checkbox"/>	<input type="checkbox"/>	<input type="checkbox"/>	<input type="checkbox"/>	<input type="checkbox"/>
<input type="checkbox"/>	<input type="checkbox"/>	<input type="checkbox"/>	<input type="checkbox"/>	<input type="checkbox"/>	<input type="checkbox"/>
<input type="checkbox"/>	<input type="checkbox"/>	<input type="checkbox"/>	<input type="checkbox"/>	<input type="checkbox"/>	<input type="checkbox"/>
-	<input type="checkbox"/>	<input type="checkbox"/>	<input type="checkbox"/>	<input type="checkbox"/>	●
○	○	○	○	○	○

T135

T338

T447

T448

T457

T459

-	○	○	○	○	-
-	-	○	○	○	○
-	○	○	○	○	○
-	-	○	○	-	-
○	○	○	○	○	○
○	○	○	○	○	○
<input type="checkbox"/>	<input type="checkbox"/>	<input type="checkbox"/>	<input type="checkbox"/>	<input type="checkbox"/>	<input type="checkbox"/>

T135

T338

T447

T448

T457

T459

○	○	○	○	○	○
-	○	○	○	○	○
○	○	○	○	○	○
○	○	○	○	○	○
○	○	○	○	○	○
○	○	○	○	○	○



* INFO

The factory installation of optional equipment increases the actual mass of the vehicle and reduces the pay-mass. The additional weight indicated for packages and optional equipment shows the additional weight compared to the standard equipment of the respective model or layout. The total weight of the selected optional equipment must not exceed the manufacturer-specified mass for optional equipment

shown in the model overviews. This is a calculated value for each type and layout that Carado uses to determine the maximum weight available for factory-fitted optional equipment. Detailed information and explanations on the subject of weight can be found in the Legal information section.

OPTIONAL EXTRAS ADDITIONAL WEIGHT*



SOFT FURNISHING

Living world in Brown	0 kg
-----------------------	------

OPTIONAL EXTRAS ADDITIONAL WEIGHT*



PACKS

Basic Pack	15.3 kg
Style Pack	0 kg
Style+ Pack ⁸⁾	0 kg
Chassis Safety Pack	0.5 kg
pro Pack (contents depending in floor plan)	▲
pro+ Pack (contents depending in floor plan)	▲



*** INFO**

The factory installation of optional equipment increases the actual mass of the vehicle and reduces the pay-mass. The additional weight indicated for packages and optional equipment shows the additional weight compared to the standard equipment of the respective model or layout. The total weight of the selected optional equipment must not exceed the manufacturer-specified mass for optional equipment

shown in the model overviews. This is a calculated value for each type and layout that Carado uses to determine the maximum weight available for factory-fitted optional equipment. Detailed information and explanations on the subject of weight can be found in the Legal information section.

	T135	T338	T447	T448	T457	T459
	○	○	○	○	○	○
	○	○	○	○	○	○
	○	○	○	○	○	○
	○	○	○	○	○	○
	○	○	○	○	○	○
	○	○	○	○	○	○

Available in package
 Standard equipment
 Optional equipment
 Mandatory
 Not possible
 Not known at the time of publication
 Notes from page 69



*** INFO**

The factory installation of optional equipment increases the actual mass of the vehicle and reduces the pay-mass. The additional weight indicated for packages and optional equipment shows the additional weight compared to the standard equipment of the respective model or layout. The total weight of the selected optional equipment must not exceed the manufacturer-specified mass for optional equipment

shown in the model overviews. This is a calculated value for each type and layout that Carado uses to determine the maximum weight available for factory-fitted optional equipment. Detailed information and explanations on the subject of weight can be found in the Legal information section.

T SERIES MODEL OVERVIEW

T338 ED24



T447 ED24



T449 ED24



0 1 2 3 4 5 6 7m

TYPE / MODEL	T338 ED24	T447 ED24	T449 ED24
PERMITTED NUMBER OF SEATS (INCLUDING DRIVER)*	👤👤👤	👤👤👤 / + 👤 OPT	👤👤👤 / + 👤 OPT
BERTHS	👤👤 / + 👤 OPT	👤👤 / + 👤👤 OPT	👤👤 / + 👤👤 OPT
Length / Width / Height (cm)	699 / 232 / 293	736 / 232 / 293	736 / 232 / 293
Headroom in living area (cm)	210	210	210
Standard chassis	Ford Transit	Ford Transit	Ford Transit
Standard engine	2,0l TDCi	2,0l TDCi	2,0l TDCi
kW (BHP)	96 (130)	96 (130)	96 (130)
Mass in running order (kg)*	2936 (2789 to 3083)*	2963 (2815 to 3111)*	2979 (2830 to 3128)*
Manufacturer-specified mass for optional equipment (kg)*	200	169	153
Technically permissible maximum laden mass (kg) *	3500	3500	3500
Trailer load braked (unbraked) (kg)	2000 (750)	2000 (750)	2000 (750)
Tyre size	225/75 R 16 CP	225/75 R 16 CP	225/75 R 16 CP
Wheelbase (cm)	3750	3954	3954
Lying area Alcove/pull-down bed (cm)	195 x 140 - 110 OPT	195 x 140 - 110 OPT	195 x 140 - 110 OPT
Bed dimension middle L x B (cm)		210 x 50 OPT	210 x 50 OPT
Bed dimension rear L x B (cm)	192 x 80 200 x 80 210 x 153 OPT	205 x 80 212 x 80 210 x 168 OPT	195 x 150
Refrigerator volume incl. freezer (l)	156 (29)	156 (29)	156 (29)
Heating type	Combi 6 Gas	Combi 6 Gas	Combi 6 Gas
Fresh water tank capacity total / at driving filling (l)	122 / 20 ¹⁾	122 / 20 ¹⁾	122 / 20 ¹⁾
Waste water tank (l)	92	92	92
Sockets 230 V	4	5	5
Sockets: USB	4	4	4
Inner dimensions storage locker right/left W x H (cm)	75 x 110 75 x 80	95 x 110 75 x 80	105 x 90 105 x 90
Gas bottle storage (filling weight in kg)	2x 11	2x 11	2x 11

OPT Optional ● Standard equipment — Not possible ▲ Not known at the time of publication

⚖️ * INFO

The specified mass in running order is a default value defined in the type-approval procedure. Due to manufacturing tolerances, the actual weighed mass in running order may deviate from the value stated above. Deviations of up to ± 5 % of the mass in running order are legally permissible and possible. The permissible range in kilograms is given in brackets after the mass in running order. The manufacturer-specified mass for optional equipment is a calculated value for each type and layout that Carado uses to determine the maximum weight available for factory-fitted optional equipment. The limitation of optional equipment is intended to ensure that the minimum pay-mass, i.e. the legally prescribed free mass for baggage and retrofitted accessories, is actually available for the vehicle load capacity of the vehicles delivered by Carado. The real weight of your vehicle ex works can only be determined when it is weighed at the

end of the line. If, in exceptional cases, the weighing shows that the actual load capacity falls below the minimum pay-mass despite limiting the optional equipment due to a permissible weight deviation, we will check together with your trade partner and you whether we should, for example, increase the load capacity of the vehicle, reduce the number of seats or remove optional equipment before delivering the vehicle. The technically permissible maximum laden mass of the vehicle and the technically permissible maximum mass on the axle must not be exceeded. Detailed information & explanations on the subject of weight and the configuration of the vehicle can be found in the section Legal information. For a more detailed description of all mandatory technical dependencies, please refer to the explanations on the footnotes.

Configure
your dream
vehicle



MOTORHOME

STANDARD EQUIPMENT



HIGHLIGHTS EDITION24

- Chrome Blue Chassis Colour
- Painted bumper
- 16" alloy wheels
- Cab sunroof
- Large 156 l fridge with separate 29 l freezer compartment
- Insulated waste water tank
- Awning
- Folding Cab Blinds
- 12V TV pre-cabling incl. flat screen holder
- Framed windows
- High-level rear light cluster
- 2nd external storage door (size depends on layout)
- Edition graphics
- Living World Grey
- Basic Pack
- Chassis Pack



CHASSIS / BASE VEHICLE

- Ford Transit 3.500 kg - 2,0l TDCi - 96 kW (130 BHP) - Euro VI E - 6-speed manual gearbox
- Wide-track chassis
- Front Wheel Drive
- Headlights with daytime running lights
- Cruise control
- Driver and Passenger airbag
- ABS (anti-lock braking system), ESC (electronic stability program), TBC (traction control), EBD (electronic brake force distribution)
- Hill start assist (crosswind assist, safety brake assist, rollover protection)
- Tyre pressure indicator
- Start & Stop Function incl. Booster
- Electric cab windows
- Central locking cab with remote control
- Radiator grille chrome
- Fix & Go breakdown kit
- Radio (FM/MW) incl. four front speakers, DAB antenna, Bluetooth interface, USB port, hands-free system
- Cup holder driver and passenger side
- Tablet holder and USB port
- Disc brakes, rear and front wheel stabilisers, heat convection, tachometer, power steering, height-adjustable headlights, immobiliser, lap and diagonal seat belts
- Electric and heated mirrors
- Comfort swivel seats for driver and front passenger, each with 2 armrests and lumbar support
- Height and tilt adjustment for driver and passenger seat
- Driver and passenger seats in matching colours
- 70l fuel tank
- Leather steering wheel



EXTERIOR SETUP

- 7-year water ingress warranty ⁴⁾
- GRP (glass fibre reinforced plastic) roof and rear wall
- Aluminium sidewalls
- Roof and sidewall thickness: 34mm, floor thickness: 41mm
- Rear light carrier in three parts with integrated LED multifunction lights
- Double glazed hinged window with cassette blinds and flyscreens (except for bathroom)
- Roof light with frosted perspex glass and flyscreen
- Electric entrance step
- Large rear garage with lowered frame, lashing rings and interior lighting (depending on model)
- Splash water seals for the exterior storage locker and doors
- Payload in garage up to 150 kg
- High quality entrance door with ergonomic handle inside and outside



COMFORT

- Ergonomically shaped upholstery for improved seating comfort
- Isofix for 2 seats
- Table extension
- High-quality mattress in all beds
- Removable and washable mattress cover
- Wooden slatted frame in all fixed-beds for better sleeping comfort
- Spacious storage compartments and storage options
- Ventilation for storage locker and seat backrest
- Furniture in Visby Oak and Sand grey
- Floor Calais



INSTALLATIONS

- LED lighting integrated above the roof cabinets
- High-performance, maintenance-free leisure battery (95 Ah AGM)
- On-board control panel supplies information about filling levels and battery capacity
- Automatic switching and separating systems for starter and leisure battery as well as for refrigerator
- Electric charger for leisure and vehicle battery 12 V / 18 A
- CEE 230 V external socket with safety device
- Residual Current Device (RCD)
- LED-Awning light
- LED Interior light
- Mirror with indirect lighting and coat hooks
- 4x USB Socket (layout depending)
- Fresh water tank capacity total 122 l, waste water tank 92 l
- Radio pre-wiring including speakers



HEATING / GAS SUPPLY

- Combi 6 gas heating
- Gas control valves easily accessible and centrally arranged
- Gas bottle locker for 2 x 11 kg gas bottles



EQUIPEMENT KITCHEN

- Ergonomically arranged kitchen with spacious work top
- Large soft-close drawers in kitchen
- 2 burner hob and glass lid
- Large stainless steel circular sink with cover
- LED light band
- Waste bin
- Flexible railing system with 2 hooks ¹²⁾



BATHROOM EQUIPMENT

- Vario-bathroom ¹⁴⁾
- Spacious bathroom with separate shower on the opposite side ¹³⁾
- Swivel cassette toilet with electric flush
- Roof vent with integrated flyscreen blind (depending on model)
- Large mirrors
- Clothes rail in bathroom
- Flexible railing system with two hooks ¹⁶⁾



SOFT FURNISHING

- Living World Grey



PACKS

- Basic Pack
- Chassis Pack
- EDITION24 Pack

MOTORHOME PACKS

BASIC PACK + 15.3 kg*

Panoramic roof light over lounge area

Clear glass roof light 40 x 40

Flyscreen door (one-piece)

Pre-cabing for reversing camera

Comfort entrance door

Bridge Light

CHASSIS PACK + 13 kg*

Manual cab air conditioning

Glove compartment with lid, additionally lockable

Painted bumper

Headlights with static cornering light

Fog lights

EDITION24 PACK ▲

Chrome Blue Chassis Colour

Painted bumper

16" alloy wheels

Folding Cab Blinds

Cab sunroof

Large 156 l fridge with separate 29 l freezer compartment

Insulated waste water tank

Awning

Framed windows

High-level rear light cluster

2nd external storage door (size depends on layout)

Edition graphics

Living World Grey

Basic Pack

Chassis Pack

▲ Not known at the time of publication



* INFO

The factory installation of optional equipment increases the actual mass of the vehicle and reduces the pay-mass. The additional weight indicated for packages and optional equipment shows the additional weight compared to the standard equipment of the respective model or layout. The total weight of the selected optional equipment must not exceed the manufacturer-specified mass for optional equipment

shown in the model overviews. This is a calculated value for each type and layout that Carado uses to determine the maximum weight available for factory-fitted optional equipment. Detailed information and explanations on the subject of weight can be found in the Legal information section.

CARADO ORIGINAL ACCESSORIES* MORE SAFETY WHEN TRAVELING!



With an additional rotary bolt lock for all body doors and a security package with alarm system for windows you can protect your vehicle in the best possible way.

We also offer suitable safes, to keep your valuables safe.

SECURITY PACK WITH ALARM SYSTEM



ARTICLE	SUITABLE FOR SERIES	ART.-NR.	WEIGHT*
Security package / alarm system	Low profile Fiat (2016 – 2024) Coachbuilt (2016 – 2024) Van (2019 – 2024)	3002806	1 kg

SAFES



ARTICLE	SUITABLE FOR SERIES	ART.-NR.	WEIGHT*
Passenger door safe Fiat Ducato (Series 8)	Coachbuilt (2022 – 2024) Camper Van Fiat (2022 – 2024) Van (2022 – 2024) Low profile Fiat (2022 – 2024)	3436402	4,17 kg
Passenger door safe ford	Camper Van Ford (2023, 2024) Low Profile Ford (2023, 2024)	8502174	3,45 kg
Floor safe	Low profile Fiat (2018 – 2024) Integrated (2018 – 2024)	2977685	12 kg

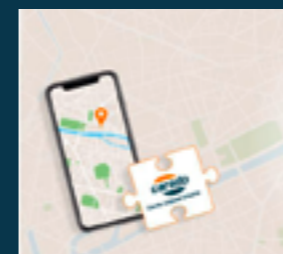
Floor safe: Does not fit T135, T339, V337. Not possible with special equipment 5th seat.

OSRAM NIGHT BREAKER LED



ARTICLE	SUITABLE FOR SERIES	ART.-NR.	WEIGHT*
Osram Night Breaker LED	Low profile Fiat (2017 – 2024) Coachbuilt (2016 – 2024) Campervan Fiat (2018 – 2024) Van (2019 – 2024)	8502148	0,1 kg

THEFT DETECTION – PROTECT & CONNECT POWERED BY VODAFONE AUTOMOTIVE



ARTICLE	SUITABLE FOR SERIES	ART.-NR.	WEIGHT*
Theft Tracking – Protect & Connect powered by Vodafone automotive	Low profile Fiat (2012 – 2024) Coachbuilt (2012 – 2024) Campervan Fiat (2018 – 2024) Integrated (2018 – 2024) Van (2019 – 2024) Camper Van Ford (2023 – 2024) Low Profile Ford (2024)	3061768	0,21 kg

carado-original-zubehör.com/en



INFO

* The items listed in this category are Carado original parts and accessories that are Delivered ex works and not subsequently fitted to the vehicle under the responsibility of the manufacturer become. Original Carado parts and accessories that are subsequently attached to the vehicle affect the payload option and the axle loads. Please note that the technically permissible total mass of the vehicle and the technically permissible total mass on the axle even after the attachment of the original Carado parts and accessories may be exceeded. Further information and explanations on the weight issue can be found in the sales documents and on the manufacturers' website.



MOTORHOME

OPTIONAL EQUIPMENT

OPTIONAL EXTRAS ADDITIONAL WEIGHT*



CHASSIS / BASE VEHICLE

Ford Transit 3.500 kg - 2,0l TDCi - 96 kW (130 BHP) - Euro VI E - 6-speed automatic gearbox ²²⁾	45 kg
Ford Transit 3.500 kg - 2,0l TDCi - 114 kW (155 BHP) - Euro VI E - 6-speed manual gearbox	0 kg
Ford Transit 3.500 kg - 2,0l TDCi - 114 kW (155 BHP) - Euro VI E - 6-speed automatic gearbox ²²⁾	45 kg

OPTIONAL EXTRAS ADDITIONAL WEIGHT*



EXTERIOR SETUP

Two rear corner steadies	6 kg
Bike rack for 3 bikes	12.5 kg

OPTIONAL EXTRAS ADDITIONAL WEIGHT*



COMFORT

5th seat on side bench with seat belt * ²⁰⁾	15 kg
Carpet	5 kg
Pull-down bed with Clima-Plux elements	44 kg
Wooden duckboard for the shower tray	2 kg
Bed conversion for seating area 2) ¹⁹⁾	5 kg
Bed conversion single to double bed	5 kg



* INFO

The factory installation of optional equipment increases the actual mass of the vehicle and reduces the pay-mass. The additional weight indicated for packages and optional equipment shows the additional weight compared to the standard equipment of the respective model or layout. The total weight of the selected optional equipment must not exceed the manufacturer-specified mass for optional equipment

shown in the model overviews. This is a calculated value for each type and layout that Carado uses to determine the maximum weight available for factory-fitted optional equipment. Detailed information and explanations on the subject of weight can be found in the Legal information section.

T338 ED24

T447 ED24

T449 ED24

○	○	○
---	---	---

○	○	○
---	---	---

○	○	○
---	---	---

T338 ED24

T447 ED24

T449 ED24

○	○	○
○	○	○

T338 ED24

T447 ED24

T449 ED24

-	○	○
---	---	---

○	○	○
---	---	---

○	○	○
---	---	---

○	○	○
---	---	---

-	○	○
---	---	---

○	○	-
---	---	---



* INFO

The factory installation of optional equipment increases the actual mass of the vehicle and reduces the pay-mass. The additional weight indicated for packages and optional equipment shows the additional weight compared to the standard equipment of the respective model or layout. The total weight of the selected optional equipment must not exceed the manufacturer-specified mass for optional equipment

shown in the model overviews. This is a calculated value for each type and layout that Carado uses to determine the maximum weight available for factory-fitted optional equipment. Detailed information and explanations on the subject of weight can be found in the Legal information section.

OPTIONAL EXTRAS

ADDITIONAL WEIGHT*



INSTALLATIONS

12V TV pre-cabling incl. flat screen holder	3 kg
Second AGM leisure battery 95 Ah	27 kg
Heating Combi 6 E (with el. heating element) incl. digital control panel	2 kg
Electric floor heating in living area	6 kg
Pre-cabling for solar panel	2 kg
Oven in kitchen	12 kg



* INFO

The factory installation of optional equipment increases the actual mass of the vehicle and reduces the pay-mass. The additional weight indicated for packages and optional equipment shows the additional weight compared to the standard equipment of the respective model or layout. The total weight of the selected optional equipment must not exceed the manufacturer-specified mass for optional equipment

shown in the model overviews. This is a calculated value for each type and layout that Carado uses to determine the maximum weight available for factory-fitted optional equipment. Detailed information and explanations on the subject of weight can be found in the Legal information section.

T338 ED24

T447 ED24

T449 ED24

○	○	○
○	○	○
○	○	○
○	○	○
○	○	○
○	○	○

□ Available in package ● Standard equipment ○ Optional equipment ▲ Mandatory — Not possible ▲ Not known at the time of publication Notes from page 69



* INFO

The factory installation of optional equipment increases the actual mass of the vehicle and reduces the pay-mass. The additional weight indicated for packages and optional equipment shows the additional weight compared to the standard equipment of the respective model or layout. The total weight of the selected optional equipment must not exceed the manufacturer-specified mass for optional equipment

shown in the model overviews. This is a calculated value for each type and layout that Carado uses to determine the maximum weight available for factory-fitted optional equipment. Detailed information and explanations on the subject of weight can be found in the Legal information section.

ALCOVES

MODEL OVERVIEW

A132 PRO



A361 PRO



A464 PRO



0 1 2 3 4 5 6 7m

TYPE / MODEL	A132 PRO	A361 PRO	A464 PRO
PERMITTED NUMBER OF SEATS (INCLUDING DRIVER)*	4	6	4
BERTHS	4	6	4
Length / Width / Height (cm)	594 / 232 / 314	660 / 232 / 314	724 / 232 / 314
Headroom in living area (cm)	195	195	195
Standard chassis	Fiat Ducato	Fiat Ducato	Fiat Ducato
Standard engine	2.2 Multijet	2.2 Multijet	2.2 Multijet
kW (BHP)	103 (140)	103 (140)	103 (140)
Mass in running order (kg)*	2836 (2694 to 2978)*	Δ	3009 (2859 to 3159)*
Manufacturer-specified mass for optional equipment (kg)*	329	Δ	51
Technically permissible maximum laden mass (kg) *	3500	3500	3500
Trailer load braked (unbraked) (kg)	2000 (750)	2000 (750)	2000 (750)
Tyre size	225/75 R 16 CP	225/75 R 16 CP	225/75 R 16 CP
Wheelbase (cm)	345	380	404
Lying area Alcove/pull-down bed (cm)	210 x 160	210 x 160	210 x 160
Bed dimension middle L x B (cm)		175 x 100	185 x 100
Bed dimension rear L x B (cm)	210 x 140 - 130	210 x 85 205 x 80	210 x 150 - 135
Refrigerator volume incl. freezer (l)	78 (11)	156 (29)	156 (29)
Heating type	Combi 6 Gas	Combi 6 Gas	Combi 6 Gas
Fresh water tank capacity total / at driving filling (l)	122 / 20 ¹⁾	122 / 20 ¹⁾	122 / 20 ¹⁾
Waste water tank (l)	92	92	92
Sockets 230 V	4	4	4
Sockets: USB	4	2	4
Inner dimensions storage locker right/left W x H (cm)	65 x 110 45 x 70	65 x 120 60 x 100	105 x 120 105 x 80
Gas bottle storage (filling weight in kg)	2x 11	2x 11	2x 11

OPT Optional ● Standard equipment — Not possible ▲ Not known at the time of publication

* INFO

The specified mass in running order is a default value defined in the type-approval procedure. Due to manufacturing tolerances, the actual weighed mass in running order may deviate from the value stated above. Deviations of up to ± 5 % of the mass in running order are legally permissible and possible. The permissible range in kilograms is given in brackets after the mass in running order. The manufacturer-specified mass for optional equipment is a calculated value for each type and layout that Carado uses to determine the maximum weight available for factory-fitted optional equipment. The limitation of optional equipment is intended to ensure that the minimum pay-mass, i.e. the legally prescribed free mass for baggage and retrofitted accessories, is actually available for the vehicle load capacity of the vehicles delivered by Carado. The real weight of your vehicle ex works can only be determined when it is weighed at the

end of the line. If, in exceptional cases, the weighing shows that the actual load capacity falls below the minimum pay-mass despite limiting the optional equipment due to a permissible weight deviation, we will check together with your trade partner and you whether we should, for example, increase the load capacity of the vehicle, reduce the number of seats or remove optional equipment before delivering the vehicle. The technically permissible maximum laden mass of the vehicle and the technically permissible maximum mass on the axle must not be exceeded. Detailed information & explanations on the subject of weight and the configuration of the vehicle can be found in the section Legal information. For a more detailed description of all mandatory technical dependencies, please refer to the explanations on the footnotes.

Configure
your dream
vehicle



MOTORHOME STANDARD EQUIPMENT



HIGHLIGHTS PRO PACKAGE

- 2nd external storage door (size depends on layout) ²³⁾
- Safety Pack: 2 headrests and 2 lap belts on bench against direction of travel (Persons permitted depending on vehicle weight) * ²⁴⁾
- Large 156 l fridge with separate 29 l freezer compartment ²⁴⁾
- pro decals
- Basic Pack



CHASSIS / BASE VEHICLE

- Fiat Ducato 3.500 kg - 2.2 Multijet - 103 kW / 140 BHP Euro 6 - 6-speed manual gearbox
- Wide-track chassis
- Front Wheel Drive
- Daytime running lights, integrated in headlights
- Cruise control
- Driver airbag
- Passenger airbag
- ABS, EBD, ESP incl. ABS and hillholder
- Start & Stop function incl. booster
- Electric operated cab windows and central locking
- Body coloured front bumper
- Fix & Go breakdown kit
- Central cup holder
- Manual cab air conditioning
- Comfortable driving experience with rear and front axle stabilizers
- Disc brakes, heat convection, tachometer, power steering, immobiliser, 3-point seat belt
- Electric and heated mirrors
- Radio aerial integrated in mirror
- Captain chairs with covers
- Driver and passenger seats with armrests & upholstered covers
- Driver and passenger seats swivel on Low Profile A-Class models and Overcab A132
- 75l fuel tank
- Height and tilt adjustable driver and front passenger seats



EXTERIOR SETUP

- 7-year water ingress warranty ⁴⁾
- GRP (glass fibre reinforced plastic) roof and rear wall
- Aluminium sidewalls
- Roof and sidewall thickness: 34mm, floor thickness: 41mm
- Rear light carrier in three parts with integrated LED multifunction lights
- Double glazed hinged window with cassette blinds and flyscreens (except for bathroom)
- Roof light with frosted perspex glass and flyscreen
- Electric entrance step
- Large rear garage with lowered frame, lashing rings and interior lighting (depending on model)
- Splash water seals for the exterior storage locker and doors
- Payload in garage up to 150 kg
- High quality entrance door with ergonomic handle inside and outside
- 2nd external storage door (size depends on layout) ²³⁾



COMFORT

- Ergonomically shaped upholstery for improved seating comfort
- Isofix for 2 seats
- Table extension ¹¹⁾
- High-quality mattress in all beds
- Removable and washable mattress cover
- Wooden slatted frame in all fixed-beds for better sleeping comfort
- Overcab with side window on the right, hot air nozzles, 72 cm headroom and 210 x 160 cm bed size
- Sliding overcab bed for an improved access to the cab
- Safety net on overcab beds, bunk beds and on pull-down beds (depending on model)
- Spacious storage compartments and storage options
- Ventilation for storage locker and seat backrest
- Furniture in Visby Oak and Sand grey
- Floor Calais
- Bed conversion for seating area ²⁾
- Safety Pack: 2 headrests and 2 lap belts on bench against direction of travel (Persons permitted depending on vehicle weight) * ²⁴⁾



INSTALLATIONS

- LED lighting integrated above the roof cabinets
- High-performance, maintenance-free leisure battery (95 Ah AGM)
- On-board control panel supplies information about filling levels and battery capacity
- Automatic switching and separating systems for starter and leisure battery as well as for refrigerator
- Electric charger for leisure and vehicle battery 12 V / 18 A
- CEE 230 V external socket with safety device
- Residual Current Device (RCD)
- LED-Awning light
- LED Interior light
- 4x USB Socket (layout depending)
- Mirror with indirect lighting and coat hooks
- Fresh water tank capacity total 122 l, waste water tank 92 l
- Radio pre-wiring including speakers
- Large 156 l fridge with separate 29 l freezer compartment ²⁴⁾



HEATING / GAS SUPPLY

- Gas bottle locker for 2 x 11 kg gas bottles
- Combi 6 gas heating
- Gas control valves easily accessible and centrally arranged



EQUIPEMENT KITCHEN

- Ergonomically arranged kitchen with spacious work top
- Large soft-close drawers in kitchen
- 2 burner hob and glass lid
- Large stainless steel circular sink with cover
- Fridge 78 l with 11 l freezer compartment
- LED light band
- Waste bin
- Flexible railing system with 2 hooks ¹²⁾
- Large 156 l fridge with separate 29 l freezer compartment ²⁴⁾



BATHROOM EQUIPMENT

- Bathroom with separate shower ²⁴⁾
- Vario-bathroom ¹⁴⁾
- Swivel cassette toilet with electric flush
- Roof vent with integrated flyscreen blind (depending on model)
- Large mirrors
- Clothes rail in bathroom



PACKS

- Basic Pack
- pro pack A132
- pro pack A361 / A464

MOTORHOME PACKS

BASIC PACK + 15.3 kg*

Panoramic roof light over lounge area

Clear glass roof light 40 x 40

Flyscreen door (one-piece)

Pre-cablings for reversing camera

Comfort entrance door

Bridge Light

PRO PACK A132 + 26.3 kg*

Basic Pack

Painted bumper

16" alloy wheels

2nd external storage door (size depends on layout)

pro decals

PRO PACK A361 / A464 + 45.3 kg*

Basic Pack

Painted bumper

16" alloy wheels

2nd external storage door (size depends on layout)

Safety Pack: 2 headrests and 2 lap belts on bench against direction of travel (Persons permitted depending on vehicle weight) *

Large 156 l fridge with separate 29 l freezer compartment

pro decals

▲ Not known at the time of publication



* INFO

The factory installation of optional equipment increases the actual mass of the vehicle and reduces the pay-mass. The additional weight indicated for packages and optional equipment shows the additional weight compared to the standard equipment of the respective model or layout. The total weight of the selected optional equipment must not exceed the manufacturer-specified mass for optional equipment

shown in the model overviews. This is a calculated value for each type and layout that Carado uses to determine the maximum weight available for factory-fitted optional equipment. Detailed information and explanations on the subject of weight can be found in the Legal information section.

CARADO ORIGINAL ACCESSORIES* EVERYTHING IN ITS PLACE!



Discover our Carado Bike Carrier for safe and space-saving bicycle transport in the rear garage.

Use the magnetic board and the accessories for the embedded rails in the vehicle, to create order and maximize storage space.

The pull-out kitchen allows easy access to kitchen utensils, while the pull-out seat keeps your Seating area expanded and valuable storage space created.

BIKE CARRIER



ARTICLE	SUITABLE FOR SERIES	ART.-NR.	WEIGHT*
Bike carrier for 2 Bicycles	Low profile Fiat (2016 – 2024)	3143704	6,5 kg
Extension set for bike carriers	Coachbuilt (2016 – 2024)	3247513	1,5 kg
	Integrated (2018 – 2024)		
Wheel shell for wide tires	Vans (2020 – 2024)	8502061	0,66 kg

ACCESSORIES FOR THE BALDACCİ RAIL



ARTICLE	SUITABLE FOR SERIES	ART.-NR.	WEIGHT*
Hanging hook	Low profile Fiat (2013 – 2024)	3105869	0,06 kg
Paper roll holder	Integrated (2018 – 2024)	3105895	0,29 kg
Spice Rack	Coachbuilt (2020 – 2024)	3106155	0,31 kg
	Camper Van Fiat (2020 – 2024)		
Coffee capsule holder	Low Profile Ford (2024)	3106160	0,16 kg

KITCHEN EXTENSION



ARTICLE	SUITABLE FOR SERIES	ART.-NR.	WEIGHT*
Kitchen drawer	Low profile Fiat (2014 – 2024)	3040760	5,6 kg
	Integrated (2018 – 2024)		

Kitchen pull-out: Suitable for all semi-integrated (except T348, T135, T132, T337, T459) and integrated. Does not fit Vans and Camper Vans.

PULL-OUT SEAT



ARTICLE	SUITABLE FOR SERIES	ART.-NR.	WEIGHT*
Seat extension 300 mm	Integrated (2019 – 2024)	3246706	4,1 kg
	Low profile Fiat (2019 – 2024)		
Seat extension 600 mm	Coachbuilt (2019 – 2024)	3246710	8 kg

Seat extension 300mm: Does not fit on T135, T339, V337. Not possible with the optional 5th seat.
Seat extension 600mm: Does not fit on T132, T135, T338, T339 and I339, I447.
Not possible with the optional 5th seat.

carado-original-zubehor.com/en




INFO


* The items listed in this category are Carado original parts and accessories that are Delivered ex works and not subsequently fitted to the vehicle under the responsibility of the manufacturer become. Original Carado parts and accessories that are subsequently attached to the vehicle affect the payload option and the axle loads. Please note that the technically permissible total mass of the vehicle and the technically permissible total mass on the axle even after the attachment of the original Carado parts and accessories may be exceeded. Further information and explanations on the weight issue can be found in the sales documents and on the manufacturers' website.



MOTORHOME

OPTIONAL EQUIPMENT

OPTIONAL EXTRAS	ADDITIONAL WEIGHT*
	
INCREASE OF LOAD CAPACITY	
Weight increase to 3.650 kg (no chassis modification) *	0 kg

OPTIONAL EXTRAS	ADDITIONAL WEIGHT*
	
SOFT FURNISHING	
Living world in Brown	0 kg

A132 PRO	A361 PRO	A464 PRO
○	○	○

A132 PRO	A361 PRO	A464 PRO
▲	▲	▲



* INFO

The factory installation of optional equipment increases the actual mass of the vehicle and reduces the pay-mass. The additional weight indicated for packages and optional equipment shows the additional weight compared to the standard equipment of the respective model or layout. The total weight of the selected optional equipment must not exceed the manufacturer-specified mass for optional equipment

shown in the model overviews. This is a calculated value for each type and layout that Carado uses to determine the maximum weight available for factory-fitted optional equipment. Detailed information and explanations on the subject of weight can be found in the Legal information section.



* INFO

The factory installation of optional equipment increases the actual mass of the vehicle and reduces the pay-mass. The additional weight indicated for packages and optional equipment shows the additional weight compared to the standard equipment of the respective model or layout. The total weight of the selected optional equipment must not exceed the manufacturer-specified mass for optional equipment

shown in the model overviews. This is a calculated value for each type and layout that Carado uses to determine the maximum weight available for factory-fitted optional equipment. Detailed information and explanations on the subject of weight can be found in the Legal information section.

□ Available in package ● Standard equipment ○ Optional equipment ▲ Mandatory — Not possible ▲ Not known at the time of publication Notes from page 69



NOTES

Technical data as of August 2023, validity from August 1, 2023

Technical data as of April 2023, validity from April 1, 2023

This brochure contains the series status at the time of printing. Despite checking the content, misprints cannot be ruled out. We reserve the right to make equipment changes or product improvements during the course of the model year. Before concluding the contract, please obtain information about the current product and series status from one of our authorized CARADO trading partners.

Some of the vehicles are shown with special equipment.

The information corresponds to the European homologation regulations; These can change up until the vehicle is purchased or delivered. Your CARADO trading partner will be happy to inform you about any changes and the standard scope of delivery.

The tightness guarantee conditions of Carado GmbH apply.

With the publication of this technical data, all previous price lists and brochures lose their validity.

The copyright lies with Carado GmbH. When specifying technical data, possible printing errors and mistakes remain reserved.

FOOTNOTES

1 Before driving, please ensure that the fresh water tank does not contain more than 20 l.

2 Except CV540.

3 In combination with Maxi Chassis the bumper cannot be painted.

4 The water ingress warranty conditions of Carado GmbH apply.

5 When a trailer hitch is fitted, the mass in running order changes, which may also change the maximum permissible number of persons. Towing mass for ascents not over 12% gradient.

6 With Maxi-Chassis 3,000 / 750 kg.

7 If chassis colour Aluminium Gray, Fer Gray or Black is ordered, then the option "Bumper painted" is a mandatory option.

8 Only in conjunction with headlights on black frames.

9 When ordering the option bed conversion of the seating area on the V132, please note that the wardrobe in living room is replaced with a side seat incl. overhead locker.

10 For T447, I447, I449.

11 Except T447, T457, T459, I447, I449, A361, A464.

12 Except T338, T338ED24, I338.

13 For T447ED24, T449ED24, T447, T457, T459, I447, I449.

14 In A132, T448, T338, T338ED24 and I338.

15 Except T135.

16 Except T338, T338ED24, T448, I338, A132, A361, A464.

17 Not in conjunction with 9-speed automatic transmission.

18 Only in conjunction with 9-speed automatic transmission and/or Maxi Chassis.

19 When ordering the option bed conversion of the seating area in the integrated unit the bed entrance is via the side bench.

20 When ordering the option "5th seat on side bench seat with seat belt", the storage compartment flap inside is omitted. An optional 5th seat must be taken into account when calculating the minimum payload and the mass of the passengers as a regular seat. In order for you to receive the 5th seat, it must be ensured that the minimum payload is still maintained and that all other legal mass values are complied with. Please feel free to contact our trade partners for detailed information.

21 In T135.

22 With an automatic transmission, the total weight is reduced to 4,250 kg and the technically permissible braked trailer load is 750 kg.

23 Lower window will be omitted on A361.

24 A361, A464.

CONTACT

Carado GmbH
Ölmühlestraße 6
88299 Leutkirch im Allgäu

Phone: +49 7561 9097 300
Fac: +49 7561 9097 400

info@carado.com
www.carado.com

A company of the Erwin Hymer Group.

**CONFIGURE
YOUR DREAM
VEHICLE:**



LEGAL INFORMATION ON WEIGHT-RELATED INFORMATION

The weight specifications and tests for motorhomes are uniformly regulated throughout the EU in EU Implementing Regulation No. 2021/535 (until June 2022: EU Implementing Regulation No. 1230/2012). We have summarised and explained the key terms and legal requirements from this regulation for you below. Our dealers and the Carado configurator on our website offer you additional assistance in configuring your vehicle.

1. TECHNICALLY PERMISSIBLE MAXIMUM LADEN MASS

The technically permissible maximum laden mass of the vehicle (e.g. 3,500 kg) is a mass specification set by the manufacturer which the vehicle must not exceed. Information on the technically permissible maximum laden mass of the model you have chosen can be found in the technical data. If the vehicle exceeds the technically permissible maximum laden mass in everyday driving, this constitutes an administrative offence which may result in a fine.

2. MASS IN RUNNING ORDER

In simple terms, the mass in running order is the basic vehicle with standard equipment plus a legally fixed standard weight of 75 kg for the driver. This essentially includes the following items:

- the unladen weight of the vehicle together with the bodywork, including operating fluids such as greases, oils and coolants;
- the standard equipment, i.e. all equipment items that are included as standard in the factory-fitted scope of delivery;
- the fresh water tank filled to 100% in driving mode (driving fill according to manufacturer's specifications; 20 litres) and an aluminium gas cylinder filled to 100% with a weight of 16 kg;
- the fuel tank, which is 90% full, including fuel;
- the driver, whose weight – regardless of the actual weight – is generally specified as 75 kg in accordance with EU law.

Information on the mass in running order can be found for each model in our sales documents. It is important to note that the value for mass in running order given in the sales documents is a default value determined in the type-approval procedure and verified by the authorities. It is legally permissible and possible for the mass in running order of the vehicle delivered to you to deviate from the nominal value stated in the sales documents. The legally permissible tolerance is $\pm 5\%$. In this way, the EU legislator accounts for the fact that certain fluctuations in the mass in running order occur due to variations in the weight of supplied parts as well as due to processes and weather conditions. These weight deviations can be illustrated by means of an example calculation:

- Mass in running order acc. to sales documents: 2,850 kg
- Legally permissible tolerance of $\pm 5\%$: 142.50 kg
- Legally permissible range of mass in running order: 2,707.50 kg to 2,992.50 kg

The specific range of permissible weight deviations can be found for each model in the technical data. Carado makes great efforts to reduce weight variations to the minimum that is unavoidable for production reasons. Deviations at the upper and lower end of the range are therefore very rare; however, they cannot be completely ruled out technically, even with all optimisations. The real weight of the vehicle and compliance with the permissible tolerance is therefore checked by Carado by weighing each vehicle at the end of the line.

3. MASS OF THE PASSENGERS

The mass of the passengers is set a standard value of 75 kg for each seat provided by the manufacturer, regardless of the actual weight of the passengers. The mass of the driver is already included in the mass in running order (see no. 2 above) and is therefore not included again. In the case of a motorhome with four permitted seats, the mass of the passengers is therefore $3 \cdot 75 \text{ kg} = 225 \text{ kg}$.

4. OPTIONAL EQUIPMENT AND ACTUAL MASS OF THE VEHICLE

Optional equipment (also: additional equipment) includes, according to the legal definition, all optional equipment parts not included in the standard equipment which are fitted to the vehicle under the responsibility of the manufacturer – i.e. ex works – and can be ordered by the customer (e.g. awning, bicycle or motorbike carrier, satellite system, solar system, oven, etc.). Information on the individual or package weights of the optional equipment that can be ordered can be found in our sales documents. Optional equipment in this sense does not include other accessories that are retrofitted by the dealer or you personally after the vehicle has been delivered ex works. The mass of the vehicle in running order (see no. 2 above) and the mass of the optional equipment fitted to a specific vehicle at the factory are together referred to as the actual mass. You will find the corresponding information for your vehicle after handover under item 13.2 of the Certificate of Conformity (CoC). Please note that this specification also represents a standardised value. Since the mass in running order – as an element of the actual mass – is subject to a legally permissible tolerance of $\pm 5\%$ (see no. 2), the actual mass may also deviate accordingly from the stated nominal value.

5. PAY-MASS AND MINIMUM PAY-MASS

The installation of optional equipment is also subject to technical and legal limits: Only so much optional equipment can be ordered and fitted at the factory that sufficient free weight remains for baggage and other accessories ("pay-mass") without exceeding the technically permissible maximum laden mass. The pay-mass is calculated by subtracting the mass in running order (nominal value according to sales documents, see no. 2 above), mass of the optional equipment and the mass of the passengers (see no. 3 above) from the technically permissible maximum laden mass (see no. 1 above). The EU regulations stipulate a fixed minimum pay-mass for motorhomes, which must remain as a minimum for baggage or other non-factory-fitted accessories. This minimum pay-mass is calculated as follows:

Minimum pay-mass in kg $\geq 10 \cdot (n + L)$

Where: "n" is the maximum number of passengers plus the driver and "L" is the overall length of the vehicle in metres.

For a motorhome with a length of 6 m and 4 approved seats, the minimum pay-mass is therefore e.g. $10 \text{ kg} \cdot (4 + 6) = 100 \text{ kg}$.

To ensure that the minimum pay-mass is maintained, there is a maximum combination of optional equipment that can be ordered for each vehicle model. In the above example with a minimum pay-mass of 100 kg, the total mass of optional equipment for a vehicle with four permitted seats and a mass in running order of 2,850 kg should not exceed 325 kg:

3.500 kg	technically permissible maximum laden mass
– 2.850 kg	mass in running order
– 3 · 75 kg	mass of the passengers
– 100 kg	minimum pay-mass
= 325 kg	maximum permissible mass of optional equipment

It is important to note that this calculation is based on the default value for mass in running order as defined in the type-approval procedure, without taking into account the permissible weight deviations for mass in running order (see no. 2 above). If the maximum permissible value for the optional equipment of (in the example) 325 kg is almost or completely exhausted, an upward weight deviation can therefore result in the minimum pay-mass of 100 kg being met mathematically using the default value for the mass in running order, although in fact there is no corresponding load capacity. Here, too, an example calculation for a vehicle with four seats, whose real weighed mass in running order is 2% above the nominal value:

3.500 kg	technically permissible maximum laden mass
– 2.907 kg	real weighed mass in running order (+ 2% compared to the stated value of 2,850 kg)
– 3 · 75 kg	mass of the passengers
– 325 kg	optional equipment (maximum permissible value)
= 43 kg	actual load capacity (< minimum pay-mass of 100 kg)

In order to avoid such a situation, Carado further reduces the maximum permissible weight of the total optional equipment that can be ordered on a model-specific basis. The limitation of optional equipment is intended to ensure that the minimum pay-mass, i.e. the legally prescribed free mass for baggage and retrofitted accessories, is actually available for the vehicle load capacity of the vehicles delivered by Carado.

Since the weight of a specific vehicle can only be determined when it is weighed at the end of the line, in very rare cases a situation may arise in which the minimum pay-mass at the end of the line is not guaranteed, despite this limitation of optional equipment. In order to guarantee the minimum pay-mass even in these cases, Carado will check together with your trade partner and you before delivery of the vehicle whether, for example, the vehicle is loaded up, seats are reduced or optional equipment is removed.

6. EFFECTS OF TOLERANCES OF THE MASS IN RUNNING ORDER ON THE PAY-MASS

Regardless of the minimum pay-mass, you should note that unavoidable production-related fluctuations in the mass in running order – both upwards and downwards – have a mirror-image effect on the remaining load capacity: If you order our example vehicle (see no. 3. above), for example, with optional equipment with a total weight of 150 kg, the calculated pay-mass based on the default value for the mass in running order is 275 kg. The load capacity actually available may deviate from this value due to tolerances and may be higher or lower. If the mass in running order of your vehicle is, for example, permissibly 2% higher than stated in the sales documents, the load capacity is reduced from 275 kg to 218 kg:

3.500 kg	technically permissible maximum laden mass
– 2.907 kg	real weighed mass in running order (+ 2% compared to the stated value of 2,850 kg)
– 3 · 75 kg	mass of the passengers
– 150 kg	optional equipment ordered for the specific vehicle
= 218 kg	Tactual load capacity

As a precaution to ensure that the calculated pay-mass is actually given, you should therefore take the possible and permissible tolerances for the mass in running order into account when configuring your vehicle.

We also recommend that you weigh the laden motorhome on a non-automatic scale before each journey and, taking the individual weight of the passengers into account, determine whether the technically permissible maximum laden mass and the technically permissible maximum mass on the axle are observed.



**SIMPLE.
CLEVER.
TRAVEL.**

